



2019 – 2021

ENVIRONMENTAL BUSINESS
LINE ACQUISITION STRATEGY
(EBLAS)

OCTOBER 2018

NAVFAC HEADQUARTERS
1322 PATTERSON AVENUE BUILDING 33
WASHINGTON, D.C. 20374

TABLE OF CONTENTS

1	EXECUTIVE SUMMARY	7
2	STRUCTURE AND INTENDED AUDIENCE.....	8
2.1	STRUCTURE	8
2.2	INTENDED AUDIENCE.....	8
3	BACKGROUND AND PROGRAM REQUIREMENTS.....	8
3.1	STRATEGIC FOCUS AREAS.....	8
3.1.1	APPROPRIATE USE AND PARTICIPATION OF SMALL BUSINESS	9
3.1.2	BALANCED USE OF FP CONTRACTS	9
3.1.3	CONTINUED FOCUS ON PBC.....	9
3.1.4	APPROPRIATE USE OF MACs.....	10
3.1.5	MANAGEMENT OF GRANTS AND COOPERATIVE AGREEMENTS.....	10
3.1.6	HEADQUARTERS ACQUISITION COMPONENT	11
3.1.7	CONSOLIDATION OF ACQUISITION EFFORTS ACROSS NAVFAC'S AORS	12
3.1.8	ENVIRONMENTAL ACQUISITION PROCESSES OPTIMIZATION	13
3.2	REQUIREMENTS.....	13
4	ACQUISITION IMPLEMENTATION.....	14
4.1	EXISTING CONTRACTS.....	14
4.2	PROPOSED CONTRACT ACTIONS.....	16
4.3	BUSINESS ARRANGEMENT	19
4.4	RISKS.....	20
4.5	COMPETITION.....	20
4.6	METRICS.....	21
4.6.1	APPROPRIATE USE OF SB SET-ASIDE CONTRACTS.....	21
4.6.2	INCREASE USE OF FP CONTRACTS VERSUS COST-REIMBURSEMENT TYPE CONTRACTS.....	22
4.6.3	APPROPRIATE USE OF MACs.....	23
4.7	METRICS TRACKING AND STRATEGY UPDATE	24
5	SERVICES REQUIREMENTS REVIEW BOARD	24
6	REFERENCES.....	26

ENCLOSURES:

ENCLOSURE A – NAVFAC EVBL CONTRACTS LIST

Enclosure A.1 – Existing Contracts List

Enclosure A.2 – Proposed Contract Actions List

ENCLOSURE B – NAVFAC ATLANTIC EBLAS

ENCLOSURE C – NAVFAC PACIFIC EBLAS

ENCLOSURE D – NAVFAC EXWC EBLAS

FIGURES:

Figure 1 - NAVFAC SB Goal Achievement - FY08 to FY18..... 9

Figure 2 - Average Obligation Rates: Single vs. MAC.....14

Figure 3 - Various RACs Obligation Rates: Single vs. MAC.....15

Figure 4 - Average Obligation Rate of RACs: Single Award vs. MAC.....15

Figure 5 - Average Remaining Capacity of RACs FY19 and Beyond: Single Award vs. MAC.....15

Figure 6 - Award Dates: Planned vs. Actual & Single vs. MAC.....15

Figure 7 - Proposed Contract Actions by Capacity17

Figure 8 - Proposed Contract Actions by Award Date17

Figure 9 - Proposed Contract Actions by Echelon III Command.....17

Figure 10 - Proposed Contract Actions by Echelon IV Command18

Figure 11 - Proposed Contract Actions by Mechanism18

Figure 12 - SB Metric Historical Trend vs. Projection.....22

Figure 13 - FP Metric: Historical Trend vs. Projection23

Figure 14 - MAC Metric: Historical vs. Projection.....24

TABLES:

Table 1 - NAVFAC HQ EVBL Acquisition Actions12

Table 2 – Summary of FY19-21 Total Requirement	14
Table 3 - Proposed Major Contract Actions in FY18-21 (\geq \$50M)	20
Table 4 - Small Business Metric Summary	21
Table 5 - FP Contract Metric Summary.....	22
Table 6 - MACs Metric Summary	23

This page is intentionally left blank.

1 EXECUTIVE SUMMARY

*The Naval Facilities Engineering Command (NAVFAC) Environmental Business Line Acquisition Strategy (EBLAS) focuses on a **balanced and diversified contracting approach** to meet Command-wide program requirements to **increase acquisition options and flexibility, minimize risk exposure, meet political and legislative contracting mandates, improve the program execution, and increase competition** by making the best contractual solutions available to meet the full range of the business line's corporate and client needs. This strategy considers **opportunities for consolidating acquisition efforts across the NAVFAC Areas of Responsibility (AORs)**.*

The goal of the NAVFAC EBLAS is to continually match the type of work to be performed with the most cost-effective and efficient type of contractual vehicles to meet the mission of our Environmental Programs (Cleanup, Compliance, Planning, Natural and Cultural Resources). The NAVFAC EBLAS will continue to focus on the development of a balanced and diversified contracting approach to meet Command-wide program requirements. The intent of this focus is to increase acquisition options and flexibility, minimize risk exposure, and meet political and legislative contracting mandates. This strategy also considers opportunities for consolidating acquisition efforts across the NAVFAC AORs. Most importantly, this strategy strives to improve the program execution and increase competition by making the best contractual solutions available to meet the full range of the business line's supported commands.

A primary objective of this acquisition strategy is to ensure that sufficient contract capacity exists and other appropriate acquisition mechanisms are available to meet program requirements. The projected total requirement for the NAVFAC Environmental Business Line (EVBL) in FY19-21 is \$2,325M, which will be executed through the use of new contract actions, external NAVFAC acquisitions¹, and cooperative agreements (CAs) to allow sufficient capacity for new project requirements. All contracts will have the capability to serve the entire NAVFAC AORs and many will be utilized across components.

In line with the political and legislative contracting mandates, NAVFAC EVBL has established the following primary reportable metrics to allow the EBLAS to increase the acquisition options and flexibility and minimize risk exposure:

- ❑ **Small Business (SB).** Continue the emphasis on small business participation with a goal of at least 43% per year.
- ❑ **Fixed Priced Contract (FP).** In previous years to ensure a proper balance of fixed-priced and cost-plus contract vehicles, an optimal range for fixed-price was 60-65%.
- ❑ **Multiple Awards Contract (MAC).** Continue to promote an environment of competition at the task order (TO) level with a goal of 25% of obligations on multiple award contracts.

The FY19-21 EBLAS also continues a focus on the management of interagency and intra-Navy acquisitions, grants, and CAs. While the vast majority of the business line's requirements are met by NAVFAC's own contract capabilities, certain interagency and intra-Navy acquisitions are required to leverage other Department of Defense (DoD) and Government agencies contracting capabilities, and are in the interest of

¹ Department of Defense (DOD) and non-DOD contracts and in-house

cooperation and coordination. In FY19-21, the EVBL plans to continue the use of interagency and intra-Navy acquisitions, as well as CAs.

This EBLAS is supported by the individual strategies of each NAVFAC Echelon III Command (NAVFAC Atlantic [LANT], NAVFAC Pacific [PAC], and the Naval Facilities Engineering, Expeditionary, and Warfare Center [EXWC]). The echelon III strategies, which are enclosures to this document, provide a greater level of detail to the overall NAVFAC EBLAS.

2 STRUCTURE AND INTENDED AUDIENCE

2.1 STRUCTURE

The EBLAS consists of an over-arching NAVFAC EVBL acquisition strategy with the Echelon III strategies included as enclosures to this document. The Echelon III strategies provide a greater level of detail to the overall NAVFAC EBLAS by the areas of responsibility (AOR) (**Enclosures B, C, and D**).

This EBLAS does not consider the recent Initial Operating Capability (IOC) realignment of NAVFAC Northwest (NW) and Southwest (SW) under NAVFAC PAC in the tabulation and analysis of the requirements. The Final Operating Capability (FOC) is expected to be reached by October 01, 2019. As such, NAVFAC NW and SW requirements are included under NAVFAC LANT. The requirements and analysis will reflect the realignment in the Mid-Term Update of the EBLAS in FY2019.

2.2 INTENDED AUDIENCE

The NAVFAC EBLAS is intended for inside and outside NAVFAC communities who practice and are interested in the Environmental Acquisition Strategy. The NAVFAC EVBL in its entirety is posted on the private NAVFAC webpage ([NAVFAC Internal Portal EBLAS](#)). The overall NAVFAC EBLAS with the exception of Enclosures B, C, and D is available on the NAVFAC public website for public use (link: https://www.navy.mil/products_and_services/ev/about_us/Opportunities.html).

3 BACKGROUND AND PROGRAM REQUIREMENTS

3.1 STRATEGIC FOCUS AREAS

This acquisition strategy is developed to support NAVFAC's full range of the EVBL products and services in support of Navy and Marine Corps facilities across the world. This strategy covers the Environmental Restoration Program (M Line) which includes the Environmental Restoration, Navy (ER,N) program and the Base Realignment and Closure (BRAC) reimbursable work; the Environmental Quality Program (L Line) which includes the Environmental Compliance, Planning, and Natural and Cultural Resources programs; as well as the Tactical Training Theater Assessment and Planning (TAP) Program.

This EBLAS incorporates current DoD and DON guidance on the Management and Oversight Process for the Acquisition of Services (MOPAS). The purpose of this strategy is to analyze Command-wide workload projections for our environmental programs, to evaluate our current contracts and their capacity to meet program requirements, to develop plans for future contract requirements, and to track and project contract usage in order to achieve the EVBL's strategy goals, which are further described in this section.

3.1.1 APPROPRIATE USE AND PARTICIPATION OF SMALL BUSINESS

The EVBL strives to provide opportunities to small business (SB). The EVBL has a strong history of promoting SB participation in both prime contract awards and subcontract obligations. Consistent with the requirements in Public Law and the Federal Acquisition Regulations (FAR) on SB Programs, the EVBL will continue to pursue SB contracting and support mentor protégé opportunities to balance and diversify the contracting toolbox, and to develop a strong industrial base. Additional SB contracting will provide greater flexibility and alternatives to help achieve best value, minimize dependency on a small number of large business contractors, and subsequently reduce risk exposure. Historically, between FY08 and FY18, NAVFAC's SB goal ranged from 35% and 46% (Figure 1). ***The EVBL sets an overall SB goal of 43%; under this strategy the EVBL's emphasis is on the appropriate and optimal use of SB in meeting the goal.***

Figure 1 - NAVFAC SB Goal Achievement - FY08 to FY18



A thorough and specific market research is critical for the successful application of a SB set-aside contract. The use of SB set-aside contracts in the Natural and Cultural Resources product line would likely require a market research that covers the full range of natural and cultural resources work, not just the most common types of work. The natural and cultural resources projects are very diverse; they require significantly different specialties and specialists, have uncommon requirements, and have a high risk of unsuccessful contract performance. This comprehensive market research will enable

EVBL and AQLS to ensure that small businesses are properly qualified to perform the work of the proposed scopes in their entirety.

3.1.2 BALANCED USE OF FP CONTRACTS

The EVBL will continue to find opportunities for expanding the use of FP contracts where appropriate. Traditionally, NAVFAC has extensively used the support of cost-plus award fee contracts, particularly in the ER, N and BRAC programs. These contract mechanisms will continue to be an important part of this balanced acquisition strategy given the inherent complexities in the nature of the work performed under the business line. However, with the increasing maturity of the cleanup program and the decreasing level of uncertainties, there are situations where FP vehicles may be more appropriate. The goal is to ensure that a full-array of contract tools are available to meet corporate and client needs for quality products and services, competitive pricing, and timely execution. Based on experience and the optimal balance to meet program requirements for FP contracts, the current target for this metric is a range of 60-65%.

3.1.3 CONTINUED FOCUS ON PBC

The EVBL will continue to promote the use of performance-based contracting (PBC) in all projects where performance work statements may improve contract performance while reducing cost and risk to the Government. Additional guidance on the use of performance-based contracting in the EVBL was issued under separate correspondence in reference (NAVFACENGCOM letter 5090 Ser 040024/ENC-RS, 2004).

NAVFAC has implemented a MOPAS as required by the NAVFAC/DON/DoD. MOPAS has been established to ensure that service acquisitions utilize PBC requirements to the maximum extent practicable; are properly planned and administered; and that the outcomes of those acquisitions are identifiable and measurable. Further, EVBL in collaboration with ACQSL and the Office of Counsel (OOC) have developed a standardized template of Performance Work Statement (PWS) for contracts and task orders (TOs) to facilitate the use of PBC within the business line. The PWS templates for basic contracts and TOs can be found in the link provided in Section 3.1.9.

3.1.4 APPROPRIATE USE OF MACS

Over the last several years, the business line has increased the utilization of multiple award contracts (MACs) within our available acquisition tools to establish a continued environment of competition through to the TO level.

Overall, EVBL promotes the use of MAC to the extent appropriate, relevant and applicable. MACs provide needed environment for competition at contract and TO levels. Related to this goal, Section 843 of the National Defense Authorization Act for FY 2008, Public Law 110-181, “Enhanced Competition Requirements for Task and Delivery Order Contracts,” became effective 27 May 2008. This strategy further promotes the emphasis on TO competition with a goal to obligate 25% of new requirements.

Within EVBL, MACs have been demonstrated successful in in the following product lines:

Product Line	Type of Work
EV-1	<ul style="list-style-type: none"> • Services such as tank testing and pull
EV-2/5	<ul style="list-style-type: none"> • NEPA document • Exotic Plant & Marine studies
EV-3	<ul style="list-style-type: none"> • Performing the long-term maintenance/monitoring (LTM) • Performing the long-term remedial action operation (RAO) activities • Constructing remedial action systems • Performing time and non-time critical removal actions

Within EVBL, challenges for implementing MAC primarily lies within the natural and cultural resources products as they are often unique and requiring a diverse mix of highly specialized personnel. Other challenges when implementing MAC are: poorly done market research that leads to inability to obtain level of technical expertise required on specific TOs and inconsistent evaluation factors and best practices that lead to excessive time to award TOs. The selection factors/criteria for trade-offs and Low Price Technically Acceptable (LPTA) basic contracts, key personnel, and corporate experience can be found in the link provided in Section 3.1.9.

3.1.5 MANAGEMENT OF GRANTS AND COOPERATIVE AGREEMENTS

This strategy focuses on the continued management of grants and CAs, particularly with those used to implement Integrated Natural and Cultural Resources Management Plans and the Navy’s Cost Reimbursement initiative under the Environmental Restoration Program. Acquisition through grants and CAs represents less than 1% of the total EVBL acquisition action; however, it serves an important tool for executing the program requirement. The strategy does not set up a metric for the use of grants and CAs because their use is limited to specialized scopes/requirements.

The use of CAs is laid out in 31 United States Code (U.S.C.) §6305. On 17 August 2006, ASN (I&E) delegated authority to the Commander, NAVFAC, to enter into CAs for Cultural Resources Management under 10 U.S.C.

2684 and for Natural Resources Management under 16 U.S.C. 670c-1. On 23 August 2006, the NAVFAC Commander re-delegated this authority to NAVFAC HQ Assistant Commander for Acquisition and Deputy Director for Acquisition. NAVFAC HQ Assistant Commander for Acquisition further delegated this authority to no lower than the Chief of the Contracting Office at the Echelon IV Commands as required. The authority to enter into CAs for caretaker functions at facilities closed under the Defense BRAC Act of 1990 and to enter into grants and CAs to execute Defense Environmental Restoration Program (DERP) actions comes from 10 U.S.C. 2687. Note, BRAC 1990 PL 100-526, and 10 U.S.C. 2701(d), resides at NAVFAC HQ with the Assistant Commander and Deputy Director for Acquisition. As for DERP actions, 10 U.S.C. 2701(d) authorizes the DoD components to pursue alternative approaches to the Defense and State Memorandum of Agreement (DSMOA) for reimbursing costs of state services where appropriate. Alternative approaches are subject to the appropriate state or territorial regulatory agency agreeing to negotiate a separate agreement that complies with all applicable legal requirements. NAVFAC mostly relies on CAs as an important part of the Business Line's acquisition tools.

An interagency acquisition (IA) is a vehicle by which an agency needing supplies or services (requesting agency) obtains them from another agency. Types of interagency acquisitions may be assisted acquisitions within or outside DoD, direct acquisitions within or outside DoD, in-house work within or outside DoD, or a combination of these types. An assisted acquisition is a type of interagency contracting through which acquisition officials of a DoD or non-DoD agency award a contract or a task or delivery order for the acquisition of supplies or services on behalf of the DoD (requesting agency). A direct acquisition is a type of interagency contracting through which DoD orders a supply or service from a Government-wide acquisition contract maintained by a non-DoD agency. Accordingly, NAVFAC's local policy and procedures for Interagency and Intra-Navy Acquisitions are in the Business Management System (BMS) S-17.1.7. This strategy identifies the planned use of interagency acquisitions, as they will also continue to be an important part of the Business Line's acquisition tools. However, because the use of interagency and intra-Navy acquisitions is limited to specialized scopes/requirements, the EBLAS does not specify any metric or goal.

3.1.6 HEADQUARTERS ACQUISITION COMPONENT

In the interest of achieving completeness in the evaluation of the business line's acquisition requirements, this EBLAS also identifies areas that receive funding related to program requirements at the NAVFAC HQ level. The majority of these requirements are met by agreements (CAs), and interagency and intra-Navy acquisitions with other federal and state agencies, or by HQ support contracts awarded through NAVFAC. All external contracts or agreements are processed in accordance with NAVFAC policy on Interagency and Intra-Navy acquisitions, BMS S-17-1-7. **Table 1** summarizes the FY19-21 projected requirements.

Table 1 - NAVFAC HQ EVBL Acquisition Actions

AGREEMENT AND EXTERNAL CONTRACT	FY15 (\$M)	FY16 (\$M)	FY17 (\$M)	FY18 (\$M)	FY19 (\$M)	FY20 (\$M)	FY 21 (\$M)
Civil Engineers Corps Officers School (CECOS) Agreement	0.64	0.58	0.59	0.6	0.7	0.65	0.65
Litigation Counsel Agreement	0.77	0.68	0.69	0.7	0.75	0.75	0.75
Naval Sea Systems Command (NAVSEA) Naval Ordnance Safety and Security Activity (NOSSA) Agreement	0.15	0.15	0.15	0.15	0.15	0.15	0.15
Agency for Toxic Substance and Disease Registry (ATSDR) - CL and DoD	6.5	1.9	1.25	1.05	1	0.8	0.8
Navy and Marine Corps Public Health Command (NMCPHC) Agreement	1.02	0.88	0.89	0.9	1	1	1
Defense and State Memorandum Agreement (DSMOA)	8.6	13.09	3.97	13.09	4.5	13.5	4.5
Interstate Technology and Regulatory Council (ITRC) Agreement	0.15	0.15	0.15	0.15	0.15	0.15	0.15
Marine Corps Salary Support Agreement	0.72	0.61	0.65	0.66	0.7	0.7	0.7
Normalized Database (NORM) Support*	0.9	0.82	0.83	0.29	0.46	0.25	0.25
TOTAL REQUIREMENTS	19.45	18.86	9.17	17.59	9.41	17.95	8.95

* External Contract under LANT up to FY18 and inter-dept agreement for FY19 and beyond

3.1.7 CONSOLIDATION OF ACQUISITION EFFORTS ACROSS NAVFAC'S AORS

The EVBL will continue to look for opportunities to consolidate acquisition efforts across NAVFAC's AORs to the extent practicable through the use of shared contract tools. These shared contract tools include the use of CLEAN and RAC contracts by multiple Echelon IV commands under NAVFAC-LANT or NAVFAC-PAC under the M-line requirements and the use of MACs for the multi-media, air, water, and hazardous waste contracts under the L-line requirements. In each shared contract, the Echelon III Commands provide the primary Contracting Officer's Representative (COR) and Procurement Contracting Officer (PCO).

EVBL has a wide range of distinct and dissimilar requirements that require a wide diversity of unique specialties. Environmental compliance has over 10 different media areas with many unique types of deliverables required within each area. NEPA analyses require assessment of over 10 unique categories of potential environmental impact. Natural and cultural resources work can also vary significantly, with over 50 different types of deliverables. Similarly, environmental restoration work varies widely, as efforts are site and contaminant-specific.

Due to the volume of contracting that EVBL does, it cannot open up individual contracts for each environmental requirement. Instead, the EVBL will continue to balance the diversity of requirements by establishing IDIQ contracts within broad categories: Environmental Compliance, NEPA, TAP, Natural Resources, Cultural Resources, CLEAN, RAC, LTM, and Range Sustainment. Ensuring all selected contractors are qualified to perform the full diversity of work in each category will require careful and appropriate selection of the IDIQ acquisition vehicle (see discussion on small vs. unrestricted business, MAC vs. single award vs. cooperative agreements). EVBL and AQLS will work closely together during the acquisition process, including MOPAS development, to ensure the appropriate acquisition vehicle is selected for each contract requirement.

To further streamline contracting, EVBL will look for opportunities to consolidate similar requirements into single contract awards/TOs. EVBL will also use options (funded and unfunded) for both contracts and TOs to capture future anticipated requirements and reduce the volume of future contract actions. This will help to reduce the administrative burden on the Government and improve EVBL program execution.

3.1.8 ENVIRONMENTAL ACQUISITION PROCESSES OPTIMIZATION

The NAVFAC EVBL, Acquisition Support Line (ACQSL), and Office of Counsel (OOC) have established the Environmental Acquisition Process Optimization (EV-APO) Initiative to develop a more efficient process for environmental acquisition from the development of technical requirement through contract execution team of subject matter experts from the EVBL, ACQSL, and the OOC, focused on developing consistent practices, reducing cycle time to award, and promoting open communication and collaboration, defining clear roles and responsibilities.

The EV-APO Initiative is an ongoing effort implemented in phases, and published various products for both basic contract and task orders such as guidelines, references, best practices, templates, and tips. The products of this initiative are listed below:

Basic Contracts and Task Orders

- 1) Roles and Responsibilities in the Pre-Award Steps of Environmental Contracting (undergoing conversion into the Business Management Systems (BMSs) 19.2.2, 19.2.3, and 19.2.4)
- 2) CPARS Factsheet (new)
- 3) Independent Government Cost Estimate Road Map

Basic Contracts

- 4) EVBL Guidance for Completing POAM for IDIQ Contracts (Basic Contract/Non A-E & A-E)
- 5) EVBL Basic Contract Personnel Evaluation Factor
- 6) EVBL Basic Contract Corporate Experience Factor
- 7) Environmental Restoration Performance Work Statement Template
- 8) Technical Evaluation Team (TET) Report Guidance & Tips

Task Orders

- 9) EVBL TO Performance Work Statement Template
- 10) EVBL Non-Cost/Price LPTA Factors for MAC TO
- 11) EVBL Non-Cost/Price Trade-Off Factors for MAC TO
- 12) EVBL Technical Analysis Best Practices and Tips
- 13) EVBL Trade-Off TO Evaluation Board Report for MAC TO

All resources can be found on the EVBL portal webpage for the internal NAVFAC/government use only: <https://hub.navfac.navy.mil/webcenter/portal/ev/page1360>. Other resources, such as the Cost/Price Model Template for Basic Contract/Non A-E and EVBL MAC TO Evaluation Board (TOEB) Report – LPTA are also available under the EV-APO Library Tab under the same link.

3.2 REQUIREMENTS

The EVBL has two product lines: the “M” Product Line which includes all Environmental Restoration products and services funded by ER,N (Installation Restoration Program and Munitions Response Program) and M Line reimbursable (including BRAC funds); and the “L” Line which includes all Environmental Quality product and services (both compliance and planning) funded by region and activity reimbursable funds.

Table 2 below provides a summary of funding requirements for FY18 and projections for FY19-21. ER,N requirements are based on the Program Objective Memorandum (POM) controls, while BRAC requirements

were established via discussions with BRAC Program Management Office. M-line and L-line reimbursable figures are based on historical data, the EPR database, and discussion with the region and clients.

Table 2 – Summary of FY19-21 Total Requirement

PROGRAMS	FY18	FY19	FY20	FY21	Total FY19-21
	\$ M	\$ M	\$ M	\$ M	\$ M
L – LINE	249.11	301.34	309.66	291.70	902.70
COMPLIANCE (EV-1)	131.26	144.41	147.43	142.96	434.79
PLANNING AND CONSERVATION (EV-2)	109.87	148.62	154.48	148.74	451.84
Natural Terrestrial and Marine Resources	65.10	70.73	75.10	71.42	217.25
Cultural Resources	10.93	11.07	11.01	10.92	33.00
NEPA	33.84	66.83	68.37	66.40	201.60
OTHER L-LINE REQUIREMENTS	7.99	8.31	7.75	-	16.06
M – LINE	442.92	481.14	474.92	486.84	1,442.90
RESTORATION (EV-3)					
ER,N TOTAL	279.64	277.18	255.18	259.80	792.16
ER,N Studies	118.47	75.18	64.38	54.53	194.09
ER,N Cleanup	113.07	120.02	112.54	137.39	369.94
ER,N RAO/LTM	48.10	81.98	78.26	67.88	276.22
BRAC TOTAL	142.61	175.16	190.83	198.76	564.75
BRAC Studies	0.26	-	-	0.43	0.43
BRAC Cleanup	129.36	129.52	143.50	140.37	413.38
BRAC RAO/LTM	12.99	45.64	47.34	57.96	150.94
OTHER M-LINE REQUIREMENTS	20.67	5.24	28.91	28.28	62.43
TOTAL REQUIREMENTS	692.04	782.48	784.59	778.54	2,345.60

4 ACQUISITION IMPLEMENTATION

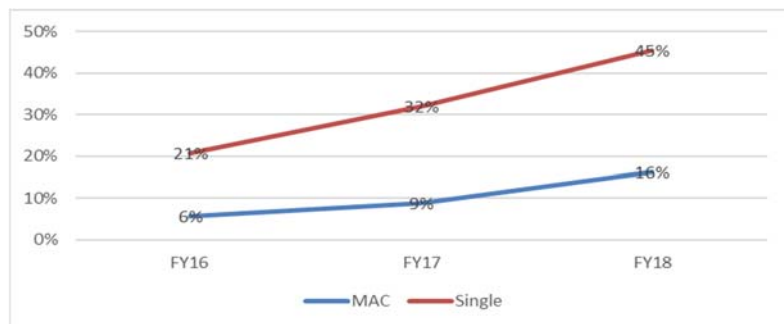
The EBLAS relies on various acquisition mechanisms for the optimal sustainment of the requirement execution. The mechanisms consist primarily of contract actions, IAs (external NAVFAC acquisitions), and CAs. Each mechanism can be used across the NAVFAC AORs.

4.1 EXISTING CONTRACTS

Overall, the NAVFAC EVBL uses diverse contract actions in alignment with the business line acquisition strategic focus areas. **Enclosure A.1** lists the existing contracts with the obligated amounts in FY16 cumulative, FY17, and FY18 (projected), as well as the remaining capacity in FY19 and beyond.

One contrast emerges from comparing the FY16-FY18 obligated amounts between the single award contracts and MACs. The utilization of the single award contracts is significantly higher than the MACs'. In most cases,

Figure 2 - Average Obligation Rates: Single vs. MAC



MACs are fairly underused for reasons that are discussed in Section 3.1.4. Additional challenges associated with the underutilization of MACs are inconsistent administrative burden in the selection process at the TO levels and the project managers' unfamiliarity with the pre-award of MAC TOs. The NAVFAC EVBL has identified the need for improving community awareness of how to use MACs. **Figure 2** illustrates the

cumulative obligation rates of all existing EVBL contracts in **Enclosure A.1**.

Various remedial action contracts (RACs) further illustrate the disparity between using single award contracts vs. MACs. RACs were selected for the illustration because they are available in multiple regions and large in size, and have scopes that are most amenable for MACs. **Figures 3, 4 and 5** compare the average utilization rates and remaining capacities between the single award contracts and MACs for RAC contracts.

Figure 3 - Various RACs Obligation Rates: Single vs. MAC

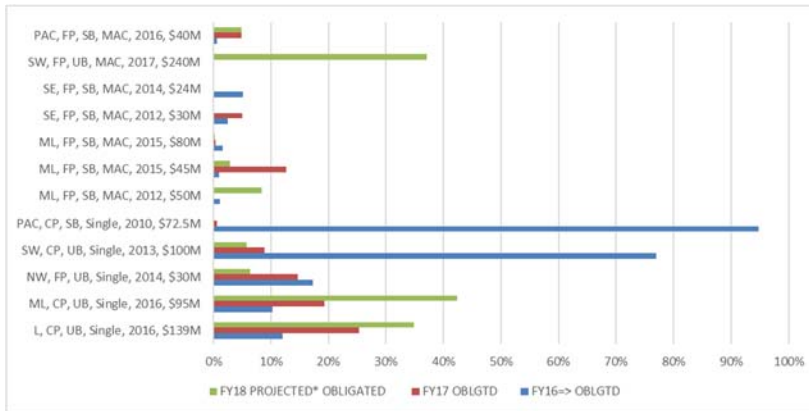


Figure 4 - Average Obligation Rate of RACs: Single Award vs. MAC

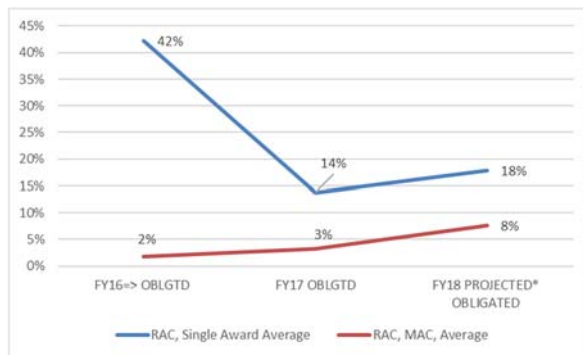
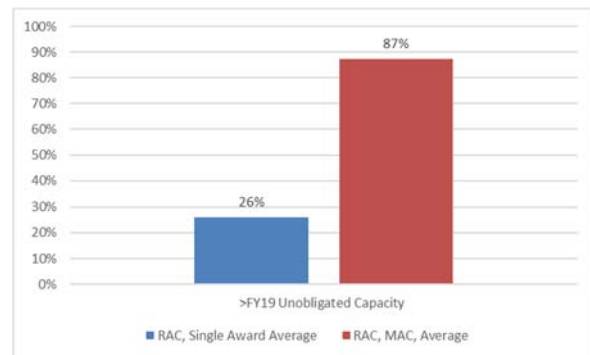


Figure 5 - Average Remaining Capacity of RACs FY19 and Beyond: Single Award vs. MAC



Enclosure A.1 also shows the planned and actual award dates. Between 2012 and 2018, the NAVFAC EVBL awarded both single and multiple award contracts 187 calendar days ahead of and 433 calendar days behind of their planned award dates, respectively.

Figure 6 - Award Dates: Planned vs. Actual & Single vs. MAC



On average, the award dates of EV contracts are delayed by 49 and 11 calendar days for single award contracts and MACs, respectively.

The collected data, however, is lacking information to assess the overall/average cycle time taken between the issue of the Request for Proposal and the contract award. This analysis will be presented in the future EBLAS updates when adequate data is available. **Figure 6** summarizes the actual vs. planned award dates for EVBL single award contracts and MACs.

4.2 PROPOSED CONTRACT ACTIONS

When assessing and putting in place the 3-year contract action planning, the EVBL considers the following factors:

- Requirements for meeting the core mission of EVBL
- Requirements for meeting other reimbursable programs/projects that are relevant to the EVBL mission, such as from U.S. Marines Corps Installations, BRAC, Military Constructions and others
- Unplanned requirements from emerging issues, such as emerging contaminants [per- and poly-fluorinated alkyl substances (PFAS) and 1,4-dioxane], replacing and disposing legacy aqueous film forming foam (AFFF) agent, eliminating direct exposure of select PFAS compounds in on- and off-installation drinking water supplies, CERCLA responses of PFAS, and mitigating risks from vapor intrusion, among the few.

Beginning in FY17, the Environmental Restoration Program (EV-3) continues to face highly evolving regulations for emerging contaminants. Numerous unplanned actions have been implemented and will continue to be implemented through contract actions. The emerging contaminants also affect how DON complies with the Safe Drinking Water Act and Toxic Substances Control Act. In FY18, the DON Environmental Restoration Program (Active) received a congressional appropriation plus-up of greater than \$80M that must be obligated on the same year. Another plus-up is expected in FY19 and FY20.

Based on the factors above, the EBLAS considers the following in planning the contract actions:

- 18 to 24-Month planning timeframe (pre-award) for major contract actions such as single and multiple award CLEAN contracts or RACs
- Increasing capacity of new contract actions and existing major contract actions through J&A (least preferable)
- Leveraging contract actions across AORs through continuous and periodic discussions between EVBL and ACQSL

Enclosure A.2 shows the complete list of NAVFAC's EVBL proposed contract actions between FY18 and FY21. In FY18-21, the NAVFAC EBLAS projects 7 large-value awards of \$100M or greater, 43 medium-value awards of \$10M-\$100M, and 98 small-value awards of \$10M or less. **Figure 7** shows the number of contract vehicles by capacity value. The larger capacity contracts will be heavily leveraged across the Command. Smaller contracts will generally focus on regional requirements of various component commands, and involve local small businesses. All contracts will have capabilities that can serve the entire NAVFAC AOR and many will be utilized across components.

Figure 8 shows the projected award dates of the EVBL new contract actions. As seen in the figure, NAVFAC plans to award approximately \$240M in FY18, \$1,347M in FY19, \$904M in FY20, and \$807M in FY21 for a total of \$3,320M for FY18-21². **Figures 9** and **10** display the FY 18-21 proposed new capacity by Echelon III and IV components and their corresponding requirements. **Figure 11** shows the various contract action mechanisms for use between FY18 and FY21. As shown, the EVBL plans to use a wide range of contract mechanisms to execute its mission requirements; the top five mechanisms include FP single award for SB, FP

² Excludes 3 contract actions for a total of \$22M projected in FY22 and beyond.

MAC for large business, cost-reimbursable MAC for small business, FP single award for large business, and FP MAC for SB.

Brief details by Echelon III Commands are summarized in Enclosures B, C, and D.

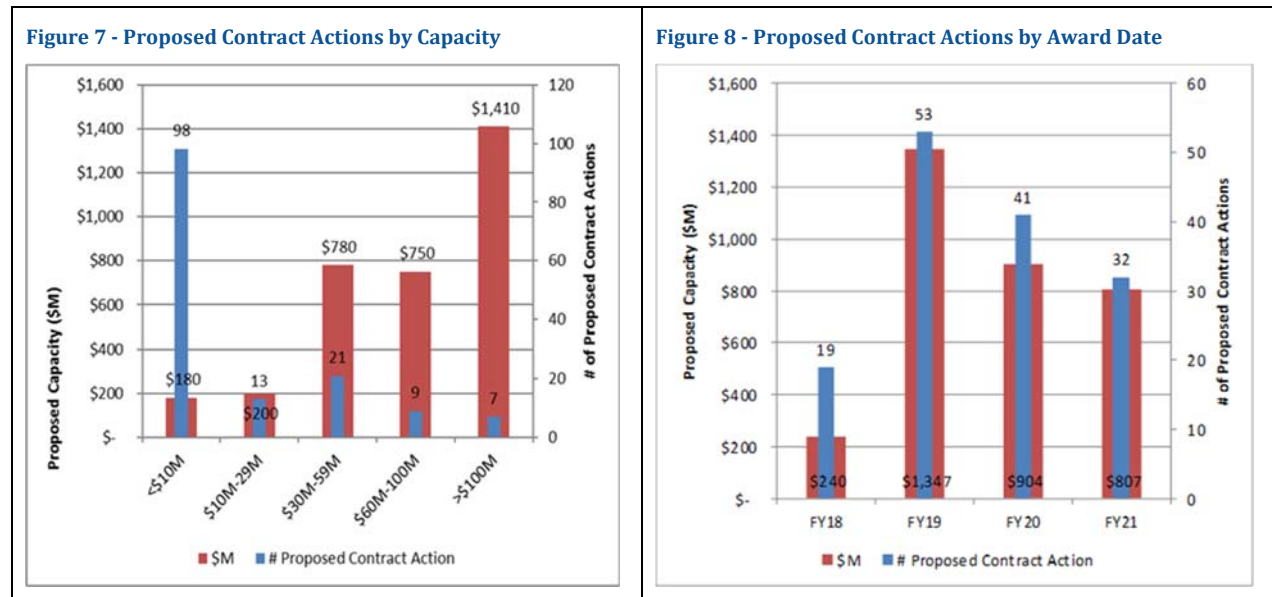


Figure 9 - Proposed Contract Actions by Echelon III Command

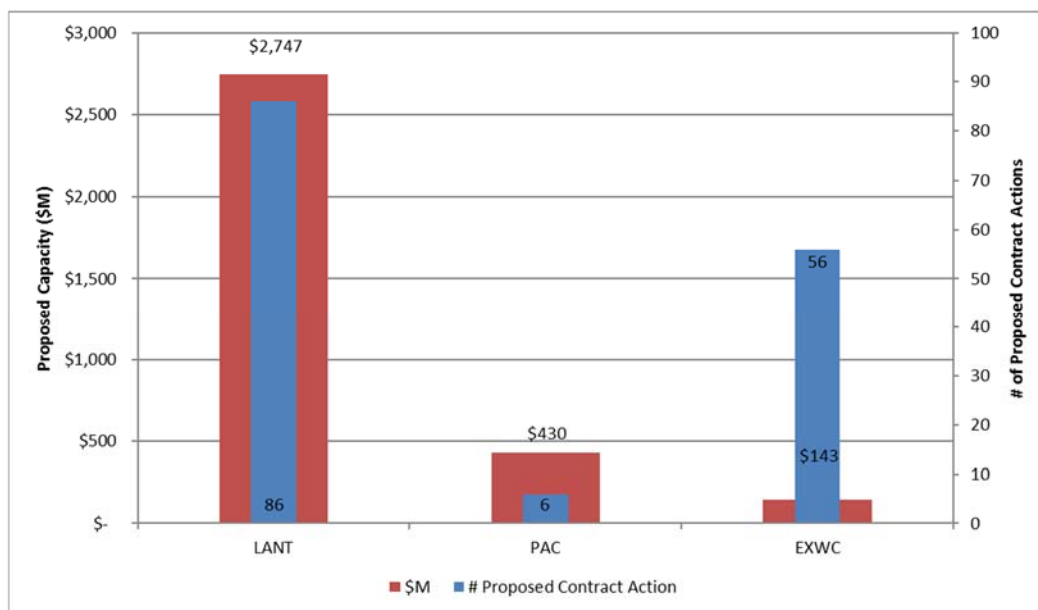


Figure 10 - Proposed Contract Actions by Echelon IV Command

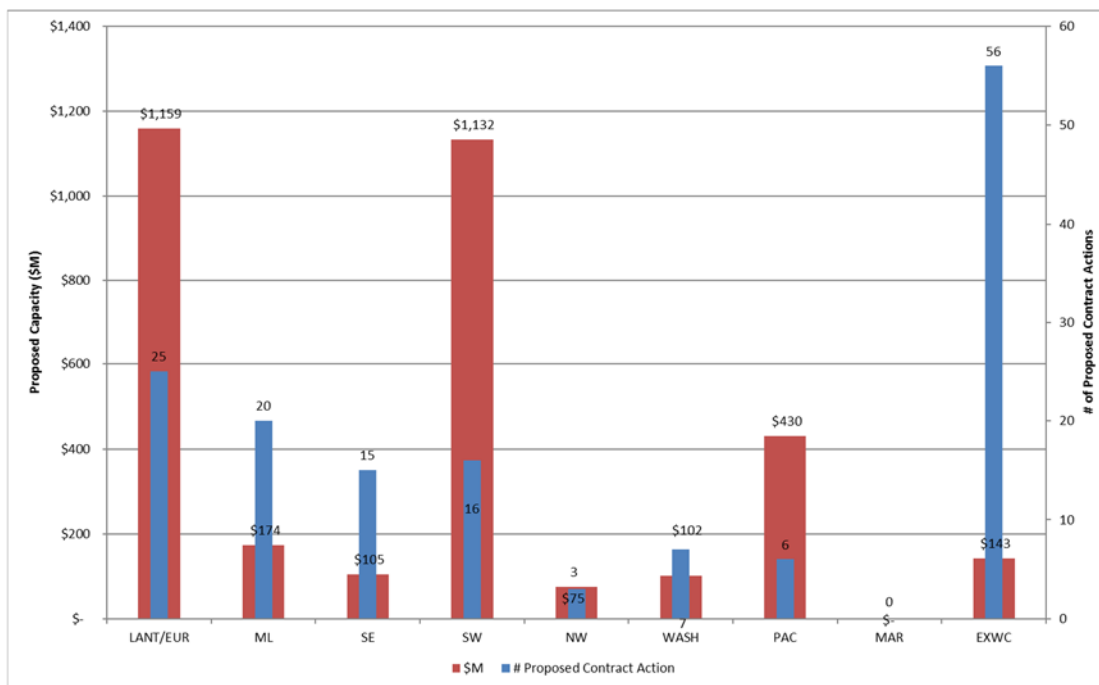
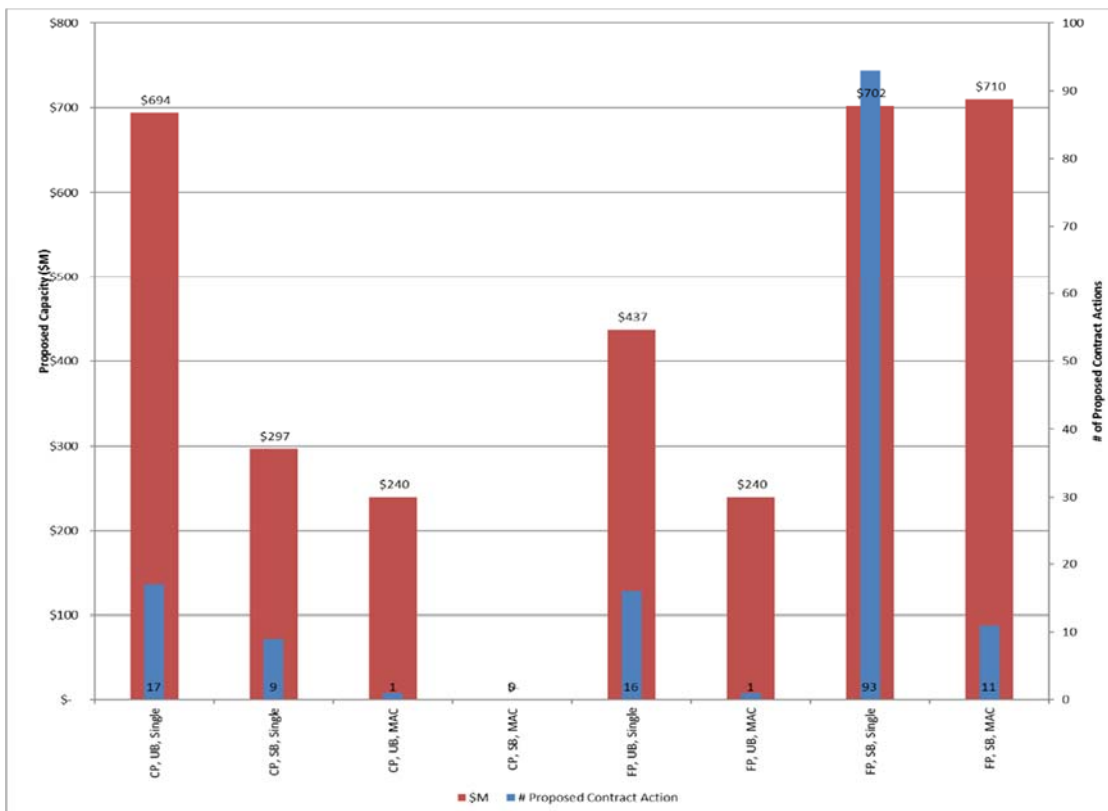


Figure 11 - Proposed Contract Actions by Mechanism



4.3 BUSINESS ARRANGEMENT

A complete discussion of each proposed action within this business line strategy is detailed in the enclosed echelon III component strategies (Enclosures B, C, and D). The following is a summary of the major contracts used within EVBL and **Figure 11** shows the planned new capacity by contract vehicle type. **Table 3** shows the major contract actions proposed in FY18-21.

- **CLEAN contracts** are A-E contracts awarded under the Brooks Act, in accordance with Part 36 of the FAR. The CLEAN contracts are environmental engineering services, cost plus award fee (CPAF), indefinite delivery/indefinite quantity (ID/IQ) contracts. The scope of the CLEAN includes site investigations and studies, designs, interim remedial actions and other environmental services that support M-line requirements for the Environmental Restoration Program (e.g., ER,N and BRAC programs). These contracts have a base year and four option years.
- **RACs** are cost reimbursement, CPAF, ID/IQ contracts awarded under competitive procedures in accordance with Part 15 of the FAR. RACs are awarded to conduct the environmental cleanup and remedial action at identified hazardous waste sites. These contracts have a base year and four option years.
- **MACs** support environmental restoration and operational range program efforts, cultural resources and natural resources. For example, several MACs are planned to support restoration construction, operation of remedial systems, long-term monitoring/maintenance at IRP/MRP sites and sustainment activities at operational ranges. These contracts include both unrestricted and SB MACs. They include FFP and hybrid contracts (FFP and cost plus fixed fee [CPFF]).
- **The Tactical Training Theater Assessment and Planning (TAP)** program contract is used by Compliance Program (L-Line) managers for active range planning, assessment, and sustainability. It is a single award, FFP, ID/IQ, A-E services contract vehicle that generally has one base year and four option years.
- **Environmental Technical Service Contract (ESTS)**. NAVFAC EXWC provides worldwide innovative and specialized support services for environmental restoration throughout the Navy and Marine Corps. A performance-based, ID/IQ cost plus award fee contract vehicle is used for these purposes. The ESAT contract (single award) provides the following scope: 1) Support for innovative remediation technologies, techniques, and strategies, 2) Research, development, testing, and evaluation (RDT&E), and 3) Engineering services.
- **Broad Agency Announcement (BAA) Contracts** are available through NAVFAC EXWC for innovative technologies and methodologies that are ready for field demonstration in the areas of environmental restoration, compliance, and pollution prevention services. These are FFP and CPFF contracts that are used in support of RDT&E projects. The mechanism through which BAA contracts are funded is dependent on DoD approval of RDT&E proposals or availability of other funding sources. Funding is based on whether there is a need for the technology proposed and is assigned to the firm proposing the effort.
- **Other Services Contracts**. NAVFAC has several nationwide FP (SB or unrestricted contracts) available to handle compliance, planning and natural and cultural resource program issues. These contracts address issues related to air, water, and hazardous waste/hazardous materials, sustainability services for Military Training Range Complex Assets, and preparation of NEPA documentation. These A-E services contracts are single ID/IQ awards with one base year and up to four option years. A few L-line contract examples are: 1) Multimedia Environmental Compliance Engineering Support (single award, large business, FP, ID/IQ); 2) Environmental Planning and Engineering Service for NEPA; and, 3) Multimedia Compliance contracts.

Table 3 - Proposed Major Contract Actions in FY18-21 (≥\$50M)

FEC	A/E? (YES/NO)	Internal HQ Tracking ID*	CONTRACT TITLE	CP, FP, or BOTH	SB or UB	SINGLE or MAC	CONTRACT DURATION (Yrs)	TOTAL CAPACITY (\$M)	FEDBIZ DATE	AWARD DATE
LANT	YES	L-010	CLEAN	CP	UB	Single	5	240	FY18 Q4	FY20 Q1
SW	NO	SW-01	RADMAC III	FP	UB	MAC	5	240	FY18 Q4	FY19 Q2
SW	NO	SW-02	RAC-VII / MARAC	Cost	UB	MAC	5	240	FY18 Q4	FY19 Q3
SW	NO	SW-04	SB EMAC	FP	SB	MAC	5	240	FY18 Q4	FY19 Q1
LANT	YES	L-011	CLEAN	CP	UB	Single	5	200	FY20 Q4	FY21 Q4
PAC	YES	P-001	CLEAN New	CP	UB	Single	5	150	FY19 Q2	FY20 Q2
EXWC	NO	EX-05	EV Technical Support Contract(ESTS Replace)	CP	UB	Single	5	100	FY20 Q1	FY21 Q2
LANT	NO	L-008	SB RAC	CP	SB	Single	5	95	FY18 Q4	FY18 Q2
LANT	NO	L-009	Munitions Response - Vieques	CP	SB	Single	5	95	FY19 Q2	FY21 Q1
SW	NO	SW-05	8(a) EMAC	FP	SB	MAC	5	95	FY18 Q4	FY19 Q1
PAC	NO	P-005	SB RAC New	CP	SB	Single	5	95	FY20 Q3	FY21 Q3
PAC	NO	P-004	FRAC MAC	FP	SB	MAC	5	85	FY20 Q3	FY21 Q3
LANT	YES	L-002	Multimedia	FP	UB	Single	5	75	FY18 Q3	FY20 Q1
LANT	YES	L-004	Multimedia	FP	UB	Single	5	75	FY19 Q1	FY21 Q1
LANT	NO	L-014	Marine Species Monitoring and Related Services	FP	UB	Single	5	75	FY19 Q4	FY20 Q2
LANT	YES	L-003	Water	FP	UB	Single	5	60	FY18 Q3	FY20 Q1
LANT	YES	L-001	Air Compliance	FP	SB	Single	5	50	FY17 Q4	FY18 Q4
LANT	YES	L-005	NEPA Operations	FP	UB	Single	5	50	FY18 Q3	FY19 Q2
ML	NO	M-013	RAOMAC Services North AOR	FP	SB	MAC	5	50	FY21 Q1	FY21 Q3
SW	YES	SW-11	Habitat Enhancement - Exotic Plant	FP	SB	Single	5	50	FY18 Q3	FY19 Q3

4.4 RISKS

There are certain risk factors that may affect efforts to achieve balance and diversification in the program Command-wide. This EBLAS, in large part, is designed to help manage such risk within the program, specifically cost, performance, and schedule risk. Several critical areas of concern include the following:

- Project requirements within the EVBL span the full spectrum of uncertainty. Some projects carry high levels of uncertainty, while many other projects can be relatively well defined. The availability of both cost and FP contract vehicles is critical to the application of the most effective and efficient vehicle to a given level of project uncertainty, and to the effective management of risk. Likewise, the application of PBC strategies, where appropriate, serves to balance cost and risk to the Government. The three risk factors below play significant roles into the Echelon III Command's acquisition strategies:
 - ✓ Cost risk exists whenever there are uncertainties that may not or cannot be controlled.
 - ✓ Performance risk exists when the contractors have difficulty or fail to perform the project or contract.
 - ✓ Schedule risk exists when the contractors fail to meet the milestone or schedules of a project.
- The number of firms involved in NAVFAC environmental restoration/remediation is relatively small when compared to other industry groups. Mergers and acquisitions, including bankruptcies within these firms will impact cost and performance risk under the program. This strategy will help mitigate the risks and meet the NAVFAC's mission, goals, and objectives.

4.5 COMPETITION

NAVFAC promotes the use of full and open competition (unrestricted to the small and large businesses) and small business set-asides for all solicitations under the EVBL. As required by the Federal Acquisition Regulations (FAR) 19.201(d) (10), new procurements are initially evaluated for potential award under the 8(a) small business program or are evaluated for potential to set-aside for SB. The Echelon III EBLAS

(Enclosures B, C, and D) discusses the requirements for achieving competition in the individual contract actions.

4.6 METRICS

The goal of NAVFAC’s EBLAS is to continually match the type of work to be performed with the most cost-effective and efficient type of contractual vehicles to meet the mission of the Environmental Programs. The NAVFAC’s EBLAS will continue to focus on the development of a balanced and diversified contracting approach to meet Command-wide program requirements. A wide variety of contracts will be procured in accordance with the FAR Part 6 [Competition Requirements], including Part 15 [Contracting by Negotiating], Part 36 [Construction and Architect-Engineer Contracts], and Part 37 [Services Contracting] as applicable to each procurement. The intent of this focus is to increase NAVFAC’s acquisition options and flexibility, minimize our risk exposure, and meet the political and legislative contracting mandates. Most importantly, this strategy strives to make the best contractual solutions available to meet the full range of our corporate and client needs. Below is summary of metrics associated with this strategy.

4.6.1 APPROPRIATE USE OF SB SET-ASIDE CONTRACTS

Objective: To further SB contracting initiatives within the Command to balance and diversify the contracting toolbox. To provide greater flexibility and alternatives to help achieve best value and subsequently reduce risk exposure. **Table 4** and **Figure 11** show the past and current SB projections based on the inclusion of these new acquisitions within the NAVFAC EVBL contracting toolbox.

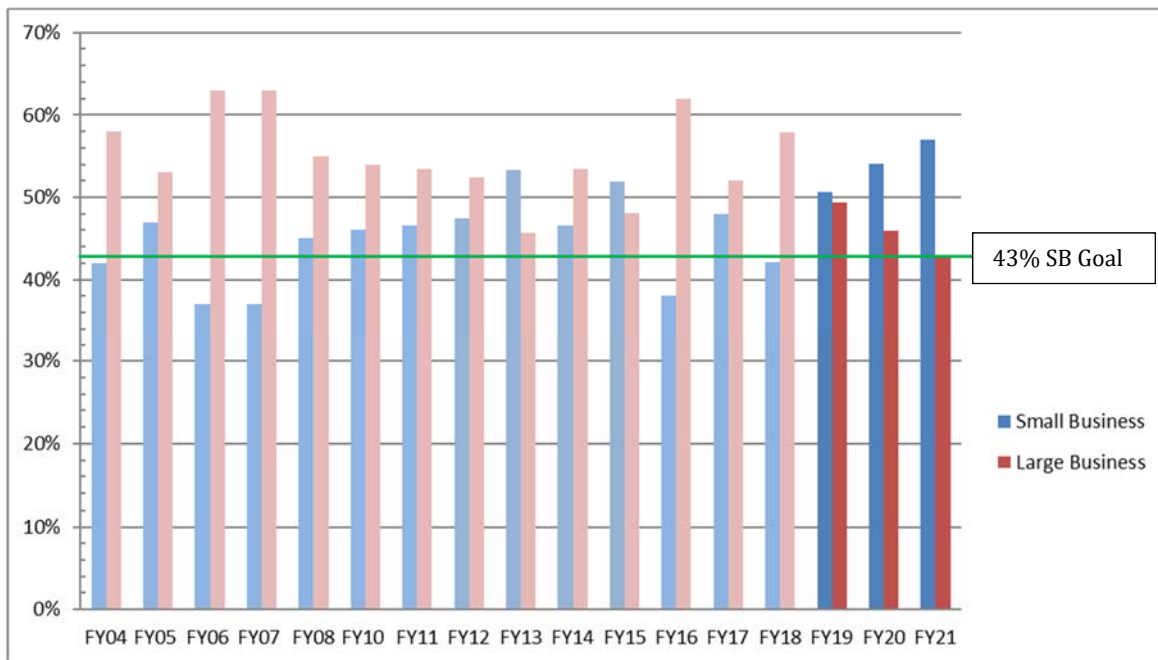
Since FY02, the small business contracts increased to reach the Navy goal of 43% in FY03 and continued to increase through FY05. The slight decrease in SBs contracts during years FY06 and FY07 was a result of the BRAC program’s heavy dependency on large business

Table 4 - Small Business Metric Summary

NAVFAC CONTRACT ACTIONS	FY18		FY19		FY20		FY21	
	PLAN	%	PLAN	%	PLAN	%	PLAN	%
	\$ M		\$ M		\$ M		\$ M	
SMALL BUSINESS	377.85	42.2%	384.88	50.7%	412.04	54.1%	430.48	57.0%
UNRESTRICTED BUSINESS	518.17	57.8%	374.84	49.3%	349.37	45.9%	325.20	43.0%
TOTAL	896.02	100%	759.72	100%	761.42	100%	755.69	100%

contractors. The SB goal was reached in FY08 and the trend has continued until FY15. A decrease in SB utilization in FY16 was primarily due to LANT’s use of Unrestricted Business (UB) contract actions in the natural and cultural resources requirements. In FY 18, the projected decrease is attributed to the planned CLEAN Contracts awards to unrestricted business to address the investigation phase of developing issues such as radiological, emerging contaminants, and munitions. The SB goal projected achievement continues to increase in FY19-FY21.

Figure 12 - SB Metric Historical Trend vs. Projection



4.6.2 INCREASE USE OF FP CONTRACTS VERSUS COST-REIMBURSEMENT TYPE CONTRACTS

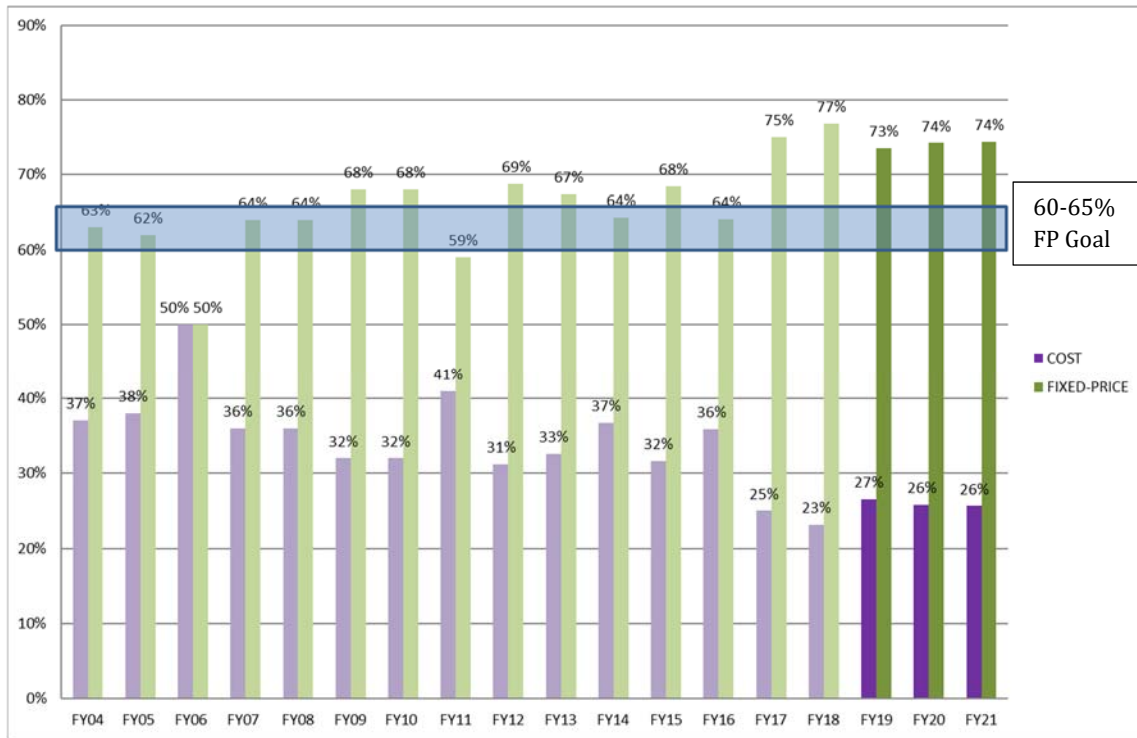
Objective: To identify opportunities for expanding the use of FP contracts where feasible. With the increasing maturity of the programs, there is greater opportunity to expand the use of FP contract vehicles. Under a FP contract with a well-defined scope, project risks fall onto the contractors to provide a service or product under a defined fixed-cost. During environmental remediation, unknowns are great and utilizing a FP contract can be a great savings and reduction of risk to the government. **Table 5** and **Figure 12** provide the overview of the FP contract trend and projection for FY18-21.

Table 5 - FP Contract Metric Summary

As the environmental program matures, the range for fixed-price contracts continues to be 60-65%. This is based on past experience in finding the best balance to meet program requirements. As projected in the FY11-13 EBLAS, the FP utilization goal of 60-65% is met in FY12 and projected to be maintained in FY19-21. EVBL will continue to use the FP contracts to promote competition through risk transfers to contractors as the scope of the projects are more defined.

NAVFAC CONTRACT ACTIONS	FY18		FY19		FY20		FY21	
	PLAN	%	PLAN	%	PLAN	%	PLAN	%
	\$ M		\$ M		\$ M		\$ M	
COST-REIMBURSABLE	208.34	23.2%	201.90	26.5%	197.37	25.8%	194.88	25.6%
FIXED-PRICE	690.50	76.8%	559.89	73.5%	568.10	74.2%	565.01	74.4%
TOTAL	898.84	100%	761.79	100%	765.47	100%	759.89	100%

Figure 13 - FP Metric: Historical Trend vs. Projection



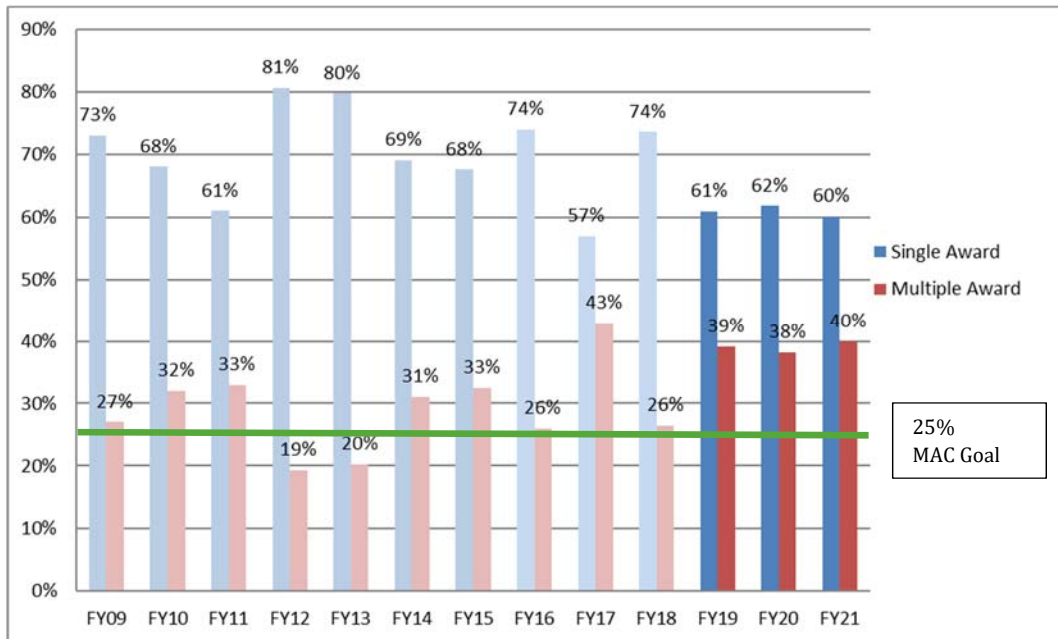
4.6.3 APPROPRIATE USE OF MACS

Objective: To continue to promote an environment of competition at the basic contract and TOs level with a goal of 25% of new requirements on MACs. This goal was introduced in the FY11-13 EBLAS and projected to be met in FY11-13. However, the utilization of MACs in FY12 and 13 fell below the goal. In FY12, significant unexpected BRAC requirements for execution on RAC contracts resulted in a reduced MAC utilization. Further, in FY13, prolonged funding delays associated with sequestration limited NAVFAC’s ability and capacity to execute on MAC contracts. As more sites are matured and the uncertainties decrease, it lends to more opportunities for MACs. In this EBLAS, EVBL projects exceeding the 25% goal for MAC utilization through FY21. **Table 6** shows the MACs utilization projection for FY19-21 and past and future trends shown in **Figure 13** below.

Table 6 - MACs Metric Summary

NAVFAC CONTRACT ACTIONS	FY18		FY19		FY20		FY21	
	PLAN	%	PLAN	%	PLAN	%	PLAN	%
	\$ M		\$ M		\$ M		\$ M	
SINGLE AWARD	661.01	73.5%	463.96	60.9%	472.97	61.8%	456.75	60.1%
MULTIPLE AWARD	237.84	26.5%	297.84	39.1%	292.49	38.2%	303.14	39.9%
TOTAL	898.84	100%	761.79	100%	765.47	100%	759.89	100%

Figure 14 - MAC Metric: Historical vs. Projection



4.7 METRICS TRACKING AND STRATEGY UPDATE

The EBLAS will be reviewed annually and updated bi-annually to ensure each component is contributing toward achieving our program acquisition objectives. This strategy will be revised as necessary at the end of FY19, while a major update will occur at the end of FY20 for the new FY21-23 strategy. The contract data spreadsheet provided within each component acquisition strategy will provide the means to monitor progress. The SB rate for obligations to date and projected FY totals will be tracked to ensure the goals are met. The amount obligated on FP contracts will be reviewed to ensure appropriate usage. PBC will be reviewed to ensure appropriate usage, and all existing contracts will be reviewed to ensure adequate capacity and capability.

5 SERVICES REQUIREMENTS REVIEW BOARD

This EBLAS will be reviewed and validated by the Services Requirements Review Board (SRRB). It addresses the six key areas as required in 17 Oct 2014 ASN Memo entitled “Contractual Services Guidance for FY 2015” and NAVFAC Instruction 4208.5A. Upon signature by the SRRB, this EBLAS will cover SRRB review of EVBL services requirements from FY19-FY21, which includes 148³ contract actions.

Services Requirement Records are maintained in the following eSystems:

- Service Requirement Unique ID: The project Work Order Number (WON) in eProjects
- Requirement Description: This description is located in the scope of work (SOW)/ performance work statement (PWS) that is attached to the ACQR for each project in eProjects/eContracts.
- Product and Services Code: The PSC for each services contract is notated in eContracts.

³ Includes 4th Quarter of FY18

- Object Class Code: The OCC is located on the funding document for each project, which can be found in FIS.
- UIC: The UIC is located in eProjects for each contract
- Estimated Total Contract Value: The IGE, including all base years and options, is attached to the ACQR for each project, and is located in eProjects.
- Line of Accounting: The LOA is located on the funding document for each project, which can be found in FIS.
- Required Award Date: This date is located in the ACQR for each project, and is located in eProjects
- Contract Duration: The contract duration is located in the scope of work (SOW)/ performance work statement (PWS) that is attached to the ACQR for each project, and is located in eProjects/eContracts.
- Business Line/Support Line: The requirement owner (EVBL) is annotated for each requirement in eProjects.
- Name of the Requirement Owner: The name of the project manager is annotated for each requirement in eProjects.
- SRRB Approval Date: This date that this EBLAS is approved is the SRRB approval date.
- SRRB recommendations/findings: SRRB recommendations/findings are incorporated into this EBLAS.

Key Area 1: Requirements Definition – Is the Requirement Clearly Defined?

Requirements undergo intensive review and validation by multiple Echelons and multiple entities through multiple steps to ensure they are clearly defined: (1) During POM submittals, requirements are defined and then validated up the chain-of-command by both technical and funding program managers in multiple Echelons. Funding for the requirement is not approved at each level without adequate definition to the requirement. This review and approval is documented in EPRWeb, NORM, and other funding eSystems. (2) Details for contracting are further documented in the scope of work (SOW) / performance work statement (PWS) for each contract and contract TO. These details are developed in coordination with EVBL customers, and reviewed by the contractor for clarity. The SOWs/PWSs and the RFPs for each contract and TO are maintained in ieFACMAN.

Key Area 2: Requirements Validation – Is This a Valid Requirement?

As described in detail in the bullet above, requirements are validated through multiple steps by multiple Echelons, by the customer and EVBL. This validation is documented in EPRWeb, eProjects and other customer eSystems.

Key Area 3: Market Research – Did the government conduct market research and consult industry experts to determine best practices for the requirement and identify opportunities for small business participation at prime and subcontractor levels?

Market research, including small business review, is conducted for all of the contracts and TOs covered in this EBLAS, per the requirements of NAVFAC BMS 17.1.1 Contract actions cannot proceed until the market research can proceed. A MOPAS 2 is developed for all services contract actions and documents the details of market research provided for each contract TO. The MOPAS has various levels of signatory review to ensure

that adequate market research was performed, including small business review and various levels of acquisition review, as appropriate for the type and size of the contract action per BMS 17.1.4.

Key Area 3: Contract Administration – How Are We Monitoring Contract Performance?

Contract performance and contractor submittals are monitored in accordance with requirements of the SOW/PWS. Contractor issues are addressed immediately with the contractor upon discovery via the TO CORs and contract CORs through the contracting specialist/officer. Contractor performance is documented annually includes CPARS, and includes contractor review for quality, timeliness, cooperation and teamwork with the government, and stewardship of government funds. CPARS evaluations are reviewed at multiple levels within NAVFAC and also by the contractor. CPARS evaluations are further discussed with the contractor as needed.

Key Area 3: Competition - What Is the Extent of Competition?

Per the requirements of BMS 17.1.1, MOPAS 2 is developed for each contract action and requires various levels of signatory review to ensure the appropriate level of competition for each contract action. This MOPAS undergoes EVBL and various levels of AQSLS review, as appropriate for the type and size of the contract action per BMS 17.1.4.

Contract actions cannot proceed until the MOPAS 2 is completed and signed.

Key Area 4: Spending – How Much is EVBL Spending on Each Part of the Contract (Labor, ODCs) and What Is the Highest Labor Rate in the Contract?

An IGE is developed for each project that delineates that amount required for each TO and is broken up by task, labor categories, ODCs, etc. This IGE is reviewed by EVBL customers, EVBL project managers, and contract specialists, and is negotiated with the contractors. Labor rates are established in the basic contracts and apply to all TOs under the basic contract, and are kept low through competition.

Key Area 5: Tripwires – Are There Breaches to Threshold Metrics that Warrant Further Explanation?

The EVBL identifies no tripwires associated with the proposed contract actions listed in Enclosure A.2.

Key Area 6: Contracting Activity – Does the Contracting Activity Have the Authority to Make the Procurement for the Requiring Activity?

ACQSL only awards contracts using contracting officers with the appropriate warrants that are appropriate for each specific procurement.

6 REFERENCES

NAVFACENCOM letter 5090 Ser 040024/ENC-RS. (2004, October 26).

2012, DON. *DON letter: Subject: Department of the Navy Objectives for FY 2012 and Beyond.* January.

7 ACQUISITION STRATEGY REVIEW AND DECISION AUTHORITY

REVIEW/CONCURRENCE/APPROVAL:



10/11/18

Robert Sadorra, P.E.
Environmental Restoration Division Director, NAVFACHQ

(Date)



12 OCT 2018

Dan Hayes, P.E.
Environmental Compliance Division Director, NAVFACHQ

(Date)



11 Oct 2018

Michael Doherty
Environmental Planning & Conservation Division Director (Acting), NAVFACHQ

(Date)



10/11/2018

Nanette Herbst
Environmental Resource Division Director, NAVFACHQ

(Date)



10/15/2018

Bianca Henderson
Small Business Programs Office Director, NAVFACHQ

(Date)



10/23/2018

Larry Douchand, P.E.
Assistant Commander for Environmental Programs, NAVFACHQ

(Date)



10/24/18

Cindy Readal
Assistant Commander for Acquisition, NAVFACHQ
Acquisition Strategic Decision Authority*

(Date)

* Echelon III BLMs and Acquisition Directors will provide coordination and endorsement of respective echelon IV strategies.

This page is intentionally left blank.

**ENCLOSURES A.1 & A.2 - EXISTING CONTRACTS LIST & PROPOSED CONTRACT
ACTIONS LIST**

ENCLOSURE A.1 - NAVFAC EVBL EXISTING CONTRACTS

FEC	A/E? (YES/NO)	CONTRACT TITLE	CONTRACT NUMBER	CONTRACTOR NAME	CP, FP, or BOTH	SB or UB	SINGLE or MAC	PLANNED AWARD DATE	ACTUAL AWARD DATE	Δ (Act - Planned) Days	CONTRACT DURATION (Yrs)	TOTAL CAPACITY (\$M)	FY16 OBLIGATED (\$M)	FY17 OBLIGATED (\$M)	FY18 PROJECTED OBLIGATED (\$M)	REMAINING CAPACITY (\$M)
LANT	YES	Tactical Training Theater Assessment Planning (TAP)	N6247014D9003	Cardno/Leidos	FP	UB	Single	3/13/2014	3/12/2014	-1	5	50.0	16.6	0.8	1.1	31.5
LANT	YES	NEPA Homebasing	N6247015D8005	Leidos	FP	UB	Single	3/23/2015	3/23/2015	0	5	50.0	5.1	1.8	2.4	40.7
LANT	YES	NEPA Homeporting and Related Operational Issues	N6247016D9002	Cardno/AECOM	FP	UB	Single	2/11/2016	2/22/2016	11	5	50.0	3.7	5.4	4.1	36.8
LANT	YES	CLEAN	N6247016D9000	CH2M HILL, INC.	CP	UB	Single	1/31/2016	1/14/2016	-17	5	240.0	74.4	66.6	79.3	19.7
LANT	YES	CLEAN	N6247016D9008	Tetra Tech	CP	UB	Single	7/29/2016	7/28/2016	-1	5	240.0	34.8	26.3	35.4	143.5
LANT	NO	RAC	N6247016D9004	APTIM Federal Services, LLC	CP	UB	Single	2/9/2016	2/9/2016	0	5	139.0	16.7	35.2	48.5	38.6
LANT	NO	RAC	N6247018D7012	Aqviq	CP	SB	MAC	2/28/2017	5/7/2018	433	5	240.0	0.0	0.0	0.0	240.0
LANT	YES		N6247018D7013	Cape-ER JV									0.0	0.0	0.0	
LANT	YES		N6247018D7014	EA-AMEC Foster Wheeler JV									0.0	0.0	0.0	
LANT	YES		N6247018D7015	Sevenson									0.0	0.0	0.0	
LANT	YES		N6247013D8016	Tetra Tech									39.5	10.7	1.4	
LANT	YES	Natural Resource Services	N6247013D8017	GeoMarine/AECOM JV	FP	UB	MAC	7/16/2013	7/17/2013	1	5	75.0	14.6	0.5	0.5	4.8
LANT	NO	N6247013D8018	CH2M Hill									2.1	0.9	0.0		
LANT	YES	8a Terrestrial Natural Resources Management IDIQ	N6247018D7003	LG2 Environmental	FP	SB	Single	3/30/2018	3/26/2018	-4	5	4.0	0.0	0.0	0.2	3.9
LANT	YES	Cultural Resource Contract	N6247016D9005	Cogstone Resource Management	FP	SB	Single	9/27/2016	9/28/2016	1	5	4.0	0.1	1.1	0.0	2.8
LANT	NO	Marine Species Monitoring and Related Services	N6247015D8006	HDR	FP	UB	Single	4/14/2015	4/17/2015	3	5	75.0	15.7	8.3	7.3	43.7
LANT	YES	Air	N6247013D8025	MULTIMAC JV	FP	UB	Single	9/13/2013	9/27/2013	14	5	20.0	14.3	1.8	3.8	0.1
LANT	YES	Water (water/wastewater/stormwater)	N6247014D9022	AH-Brown and Caldwell JV	FP	UB	Single	9/2/2014	9/2/2014	0	5	50.0	20.0	5.3	5.3	19.4
LANT	YES	Multi-media	N6247016D9007	Baker/Tetra Tech JV	FP	UB	Single	3/21/2016	3/21/2016	0	5	50.0	10.5	3.0	9.0	27.5
LANT	YES	Multi-media	N6247014D9016	CDM-AECOM JV	FP	UB	Single	8/22/2014	9/5/2014	14	5	85.0	16.2	17.9	15.8	35.1
LANT	NO	Munitions Response Contract, Vieques	N6247017D8003	USA ENVIRONMENTAL, INC.	CP	UB	Single	3/24/2017	3/23/2017	-1	5	95.0	0.0	4.5	44.0	46.5
LANT	NO	N62470-14-R-9005 initial solicitation	N6247018D7010	ORSILLO, JOHN J	FP	SB	Single	3/7/2018	3/22/2018	15	5	4.0	0.0	0.0	0.6	3.4
ML	NO	ID/IQ, Environmental Remediation and other Environmental Support Services at various Naval and Marine Corps installations in the NAVFAC Mid-Atlantic and NAVFAC Atlantic Area of Responsibility (AOR) or other DOD activities within the Continental U. S.	N4008514D5233	Koman Governmental Solutions	FP	SB	Single	9/15/2014	9/15/2014	0	5	4.0	1.8	0.5	0.3	0.2
ML	NO	IDIQ contract for environmental studies, remediation and other environmental support services at various Naval and Marine Corps Installations in the NAVFAC Mid-Atlantic Area of Responsibility	N4008517D8324	Koman Governmental Solutions	FP	SB	Single	7/7/2017	7/7/2017	0	5	4.0	0.0	0.2	0.3	3.6
ML	NO	8(a) IDIQ for Environmental Compliance Services	Pending - MOPAS # ML-18-005 Rev. 0	Whitetail Environmental, LLC	FP	SB	Single	12/31/2018	TBD	NA	5	4.0	0.0	0.0	0.0	4.0
ML	NO	Environmental Multiple Award Contract (EMAC) for Environmental Services and Implementation of Remedial Actions for Projects within NAVFAC MIDLANT AOR Primarily in Hampton Roads, North Carolina, South Carolina, and Georgia	N4008515D0098	KOMAN GOVERNMENT SOLUTIONS, LLC&S	FP	SB	MAC	9/28/2015	9/28/2015	0	5	80.0	0.8	0.2	0.0	78.2
ML	NO		N4008515D0099	WATERMARK ENVIRONMENTAL, INC.					9/28/2015				0.0	0.0	0.0	
ML	NO		N4008515D0100	OSAGE OF VIRGINIA					9/28/2015				0.0	0.0	0.0	
ML	NO		N4008515D0101	NOREAS CB&J JV					9/28/2015				0.0	0.1	0.0	
ML	NO		N4008515D0102	TIDEWATER-SOVEREIGN CONSULTING JV					9/28/2015				0.6	0.0	0.2	
ML	NO		N4008516D6109	BETHEL-TECH ATLANTIC JV					9/28/2015				0.0	0.0	0.0	
ML	NO	Tikigaq construction LLC for Harvey Point Defense Testing Activity (HPDTA) 8(a) contract	N4008516D5517	TIKIGAQ CONSTRUCTION, LLC	FP	SB	Single	9/29/2016	9/30/2016	1	5	4.0	0.6	0.4	0.4	2.6
ML	NO	IDIQ 8(a), EV Services at sites primarily in the MC IPT AOR (John Davenport Engineering, Inc.)	N4008517D8329	John Davenport Engineering, Inc	FP	SB	Single	9/29/2017	9/26/2017	-3	5	4.0	0.0	0.1	0.5	3.4
ML	NO	IDIQ EV services at sites primarily in the Marine Corps IPT AOR (Service Disabled Contracting Group)	N4008517D8330	Service Disabled Contracting Group	FP	SB	Single	9/29/2017	9/28/2017	-1	5	4.0	0.0	0.4	3.2	0.4
ML	NO	IDIQ EV services at Navy and Marine Corps sites primarily in the Midlant AOR (Koman Governmental Services)	N4008517D8324	Koman Governmental Services	FP	SB	Single	7/14/2017	9/28/2017	76	5	4.0	0.0	0.2	0.3	3.6
ML	NO	IDIQ contract for EV services at sites in the Marine Corps IPT Area of Responsibility (AOR), primarily MCB Camp Lejeune	N4008518D0602	Meadows CMPG, Inc.	FP	SB	Single	3/1/2018	2/26/2018	-3	5	4.0	0.0	0.0	1.3	2.7
ML	NO	Environmental MAC, Remedial Action Construction (RAC), North AOR (SES-Tech Atlantic)	N4008512D1758	SES-TECH Atlantic	FP	SB	MAC	9/28/2012	9/27/2012	-1	5	50.0	0.5	0.0	4.2	45.2
ML	NO	RAO/LTM Multiple Award Contracts	N4008516D2288	KOMAN GOVERNMENT SOLUTIONS	FP	SB	MAC	9/28/2016	09/29/2016	1	5	30.0	0.1	1.8	0.3	25.5
ML	NO		N4008516D2289	NOREAS CB&J JV				9/29/2016	09/29/2016	0			0.0	0.0	0.0	
ML	NO		N4008516D2290	RENOVA-SOVEREIGN JOINT VENTURE				9/29/2016	09/29/2016	0			0.0	0.7	0.7	

ENCLOSURE A.1 - NAVFAC EVBL EXISTING CONTRACTS

FEC	A/E? (YES/NO)	CONTRACT TITLE	CONTRACT NUMBER	CONTRACTOR NAME	CP, FP, or BOTH	SB or UB	SINGLE or MAC	PLANNED AWARD DATE	ACTUAL AWARD DATE	Δ (Act - Planned) Days	CONTRACT DURATION (Yrs)	TOTAL CAPACITY (\$M)	FY16 OBLIGATED (\$M)	FY17 OBLIGATED (\$M)	FY18 PROJECTED OBLIGATED (\$M)	REMAINING CAPACITY (\$M)
ML	NO		N4008516D2291	IEI-TIDEWATER ENVIRONMENTAL JV				9/29/2016	09/29/2016	0			0.0	0.0	0.6	
ML	NO		N4008516D2292	AMS-RHEA JV				9/29/2016	09/29/2016	0			0.0	0.0	0.0	
ML	YES	Environmental Studies	N4008516D3003	HELIOS-TT 8(A) JV	FP	SB	Single	5/31/2016	6/9/2016	9	5	4.0	0.2	0.4	0.0	3.4
ML	NO	Operation & Maintenance of Groundwater Treatment Facilities and Support Activities, Naval Industrial Reserve Ordnance Plant, Fridley, MN	N4008516D3007	TREVET-BAY WEST JOINT VENTURE LLC	FP	SB	Single	7/29/2016	7/29/2016	0	5	4.0	0.8	0.9	1.3	0.9
ML	NO	EMAC for environmental services and implementation of remedial actions at environmentally impacted sites at the Naval Station Great Lakes, Great Lakes, II, Naval Support Activity, Crane, in as other Navfac Atlantic/Mid-Atlantic AOR	N4008515D8751	MEC-BTS SDVOSB JV LLC	FP	SB	MAC	9/24/2015	9/23/2015	-1	5	45.0	0.1	1.6	0.5	37.6
ML	NO		N4008515D8752	HGS ENGINEERING					9/23/2015				0.3	3.3	0.2	
ML	NO		N4008515D8753	IO ENVIRONMENTAL & INFRASTRUCTURE					9/23/2015				0.0	0.1	0.7	
ML	NO		N4008515D8754	TTL-EQM LLC JV					9/23/2015				0.1	0.4	0.0	
ML	NO		N4008515D8755	VRHABILIS-KEMRON LLC JV					9/23/2015				0.0	0.3	0.0	
ML	NO	Remediation Services and Corrective Action at Petroleum, Oil, and Lubricant (POL) Sites for U.S. Navy and U.S. Marine Corps Installations in NAVFAC MIDLANT's AOR	N4008518D1118	Meadows CMPG, Inc	FP	SB	Single	7/2/2018	7/2/2018	0	5	4.0	0.0	0.0	0.8	3.2
ML	NO	Remediation Services and Corrective Action For U.S. Navy and U.S. Marine Corps Installations in the NAVFAC MIDLANT AOR	N4008518D1117	Meadows CMPG, Inc	FP	SB	Single	2/28/2018	5/17/2018	78	5	4.0	0.0	0.0	2.4	1.6
ML	NO	Remediation Services and Corrective Action For U.S. Navy and U.S. Marine Corps Installations in the NAVFAC MIDLANT AOR	N4008517D0314	Meadows CMPG, Inc	FP	SB	Single	1/20/2017	1/19/2017	-1	5	4.0	0.0	2.1	2.1	0.0
ML	NO	Remediation services and corrective action for U.S. NAVY AND U.S. MARINE CORPS installations within the NAVFAC MIDLANTs AOR primarily in the Hampton Roads Region of VA and Coastal North Carolina.	N4008516D6100	Meadows CMPG, Inc	FP	SB	Single	11/30/2015	12/1/2015	1	5	4.0	2.3	0.9	0.2	0.6
ML	NO	Environmental Remediation Svcs 8(a) IDIQ for projects located in the MIDLANT AOR primarily in Hampton Roads and Coastal NC	N4008515D0007	RHEA-Consultech JV, LLC	FP	SB	Single	6/18/2015	6/18/2015	0	5	4.0	0.4	1.1	0.0	2.5
ML	NO	UR RAC	N6247013D8007	Tetra Tech EC, Inc	CP	UB	Single	3/14/2013	3/14/2013	0	5	100.0	5.0	3.3	0.0	91.7
ML	NO	Environmental Multiple Award Contract (EMAC) for Environmental Services and Implementation of Remedial Actions for Projects within NAVFAC MIDLANT AOR Primarily in Hampton Roads, North Carolina, South Carolina, and Georgia	N4008515D0098	KOMAN GOVERNMENT SOLUTIONS, LLC&S	FP	SB	MAC	9/28/2015	9/27/2015	-1	5	80.0	0.8	0.2	0.0	78.2
ML	NO		N4008515D0099	Watermark Environmental, Inc						0			0.0	0.0		
ML	NO		N4008515D0100	Osage of Virginia						0			0.0	0.0		
ML	NO		N4008515D0101	NCB&I (Noreas-CB&I JV)						0			0.0	0.1		
ML	NO		N4008515D0102	Tidewater-Sovereign Consulting, JV						0			0.6	0.0		
ML	YES	Comprehensive Long-Term Environmental Action Navy (CLEAN), Primarily in the Mid-Atlantic Region and Some Overseas Locations	N6247011D8012	CH2M HILL	CP	UB	Single	5/31/2011	5/31/2011	0	5	200.0	0.7	0.0	0.0	199.3
ML	YES	Comprehensive Long term Environmental Action Navy (CLEAN), Primarily in the Northeast, Southeast and BRAC East regions	N6247016D9008	TETRA TECH, Inc	CP	UB	Single	7/29/2016	7/28/2016	-1	5	200.0	5.6	20.2	28.8	145.4
ML	NO	Unrestricted RAC VII	N6247016D9004	APTIM Federal Services, LLC	CP	UB	Single	2/9/2016	2/9/2016	0	5	95.0	9.7	18.3	40.2	26.7
ML	NO	IDIQ 8(a), Environmental Remediation Services, MC AOR (Service Disabled Contracting Group, Inc.)	N4008516D5513	Service Disabled Contracting Group, Inc	FP	SB	Single	9/16/2016	9/14/2016	-2	5	4.0	0.4	4.3	0.4	0.0
ML	YES	Comprehensive Long-Term Environmental Action Navy (CLEAN) primarily in the NAVFAC Mid-Atlantic Hampton Roads and Marine Corps IPTs, Washington, Northwest, Southwest, and EURAFSWA AORs, and Puerto Rico	N6247016D9000	CH2M HILL	CP	UB	Single	1/31/2016	1/14/2016	-17	5	200.0	23.8	22.9	23.0	130.3
ML	NO	Environmental MAC, Remedial Action Construction (RAC), North AOR (SES-Tech Atlantic)	N4008512D1758	SES-TECH Atlantic	FP	SB	MAC	9/28/2012	9/27/2012	-1	5	50.0	0.5	0.0	4.2	45.2
ML	NO	MARFORRES Hazardous Waste Services Contract	N4008515R6601	Heritage Environmental Services	FP	UB	Single	Unknown	1/16/2015	NA	5	3.6	1.1	1.2	0.7	0.6
ML	NO	Provide COTS Haz Waste management software system. Implement the new web based version of CS-EMS 5.2 and support the Navy with CIO security requirements in order to certify the program	N4008515P0058	SFS Chemical Safety, Inc	BOTH	SB	Single	Unknown	3/31/2015	NA	5	4.0	0.0	0.0	0.0	4.0
ML	NO	Field sampling and Laboratory analysis for a wide array of compliance sampling.	N4008517D1144	Meadows CMPG, Inc	FP	SB	Single	Unknown	9/30/2017	NA	5	4.0	0.0	0.0	0.1	3.9

ENCLOSURE A.1 - NAVFAC EVBL EXISTING CONTRACTS

FEC	A/E? (YES/NO)	CONTRACT TITLE	CONTRACT NUMBER	CONTRACTOR NAME	CP, FP, or BOTH	SB or UB	SINGLE or MAC	PLANNED AWARD DATE	ACTUAL AWARD DATE	Δ (Act - Planned) Days	CONTRACT DURATION (Yrs)	TOTAL CAPACITY (\$M)	FY16 OBLIGATED (\$M)	FY17 OBLIGATED (\$M)	FY18 PROJECTED OBLIGATED (\$M)	REMAINING CAPACITY (\$M)
WASH	NO	Indefinite Delivery, Indefinite Quantity, Award for Environmental Remediation Services (Helios 8a)	N4008016D0332	Helios	FP	SB	Single	7/25/2016	7/27/2016	2	5	4.0	0.5	0.9	0.0	2.6
WASH	YES	Indefinite Delivery, Indefinite Quantity, Award for Environmental Planning and Conservation	N4008014D0002	Marstel - Day	FP	SB	Single	4/22/2014	4/22/2014	0	5	22.5	3.0	3.0	4.0	12.5
WASH	NO	Biological Services 8a	N4008017D0319	ERG	FP	SB	Single	9/30/2017	9/30/2017	0	5	4.0	0.0	0.4	1.0	2.6
WASH	NO	Environmental Sampling	N4008015D0317	INSPECTION EXPERTS, INC	FP	SB	Single	5/20/2015	5/20/2015	0	5	4.0	0.2	0.2	0.1	3.5
WASH	NO	Environmental Services	N4008014D0325	AMS-RHEA JV	FP	SB	Single	9/29/2014	9/29/2014	0	5	4.0	1.3	1.4	1.3	0.0
WASH	NO	Environmental Services	N4008016D0318	BLUESTONE ENV GROUP	FP	SB	Single	6/15/2016	6/15/2016	0	5	4.0	1.2	1.1	1.5	0.2
WASH	NO	Environmental Services	N4008017D0314	AMS	FP	SB	Single	4/27/2017	4/27/2017	0	5	4.0	1.1	1.2	1.5	0.2
WASH	NO	EV MAC	N4008014D0456	TTI ENVIRONMENTAL						0						
WASH	NO	EV MAC	N4008014D0455	ARGO	FP	SB	MAC	4/23/2014	4/23/2014	0	5	30.0	1.4	1.7	1.4	25.5
WASH	NO	EV MAC	N4008014D0459	MABBETT						0						
WASH	NO	EV MAC	N4008014D0458	TK&K						0						
SE	YES	Water, wastewater, stormwater	N6945014D0029	AH Environmental	FP	SB	Single	6/30/2014	6/9/2014	-21	5	10.0	3.9	1.7	2.1	2.3
SE	YES	Hazmat Management	N6945013D0045	TriEco Tetra Tech IV	FP	SB	Single	6/28/2013	7/31/2013	33	5	7.5	1.8	0.6	0.4	4.7
SE	YES	Hazmat Management	N6945013D0017	3E Consultants INC	FP	SB	Single	6/28/2013	8/14/2013	47	5	7.5	3.7	1.0	0.8	2.0
SE	NO	ETS Waste Mgmt Small Arms Range Support	N6945014D0013	SES Construction and Fuel Services LLC	FP	SB	Single	2/24/2015	8/21/2014	-187	5	4.0	1.9	0.6	0.2	1.3
SE	NO	ETS East (Petroleum) Region 4	N6945014D0008	Small Business Group Inc.	FP	SB	Single	2/1/2014	2/7/2014	6	5	4.0	1.7	0.9	0.6	0.8
SE	NO	ETS West (Petroleum) Region 6	N6945014D0009	SERES Engineering and Services Inc.	FP	SB	Single	3/15/2014	4/14/2014	30	5	4.0	0.8	1.3	0.2	1.7
SE	NO	ETS Operational Range Clearance	N6945014D0015	Bering Sea Environmental LLC	FP	SB	Single	5/31/2014	6/2/2014	2	5	4.0	3.6	0.0	0.0	0.4
SE	NO	ETS UXO	N6945015D0120	Bering Sea Environmental LLC	FP	SB	Single	6/30/2015	9/24/2015	86	5	4.0	3.8	0.1	0.0	0.1
SE	NO	ETS Natural	N6945012D0073	Gulf South Research Corporation	FP	SB	Single	8/31/2012	9/4/2012	4	5	4.0	3.7	0.2	0.0	0.1
SE	NO	ETS Herbicide	N6945012D0077	Industrial Helicopters	FP	SB	Single	9/30/2012	9/20/2012	-10	5	4.0	2.0	0.3	0.0	1.7
SE	NO	ETS Natural	N6945016D0112	LG2 Environmental Solutions Inc.	FP	SB	Single	6/24/2016	6/24/2016	0	3	4.0	0.2	0.8	1.1	1.9
SE	NO	ETS Cultural	N6945012D0078	SEARCH	FP	SB	Single	9/22/2012	9/19/2012	-3	5	4.0	3.9	0.0	0.0	0.1
SE	NO	ETS Remedial Actions FL, TX only	N6945013D0046	Tidewater Inc.	FP	SB	Single	5/9/2013	5/7/2013	-2	5	4.0	3.7	0.2	0.10	0.0
SE	NO	ETS Remedial Actions FL, TX	N6945015D0111	Trinity Analysis & Development Corp.	FP	SB	Single	3/31/2015	3/20/2015	-11	5	4.0	1.6	1.7	0.6	0.1
SE	NO	ETS Remedial Actions SE AOR	N6945015D0113	Adanta	FP	SB	Single	2/27/2015	5/29/2015	91	5	4.0	1.9	0.4	1.1	0.6
SE	NO	ETS Remedial Actions FL, TX only	N6945016D0108	Helios	FP	SB	Single	2/29/2016	3/31/2016	31	5	4.0	0.1	0.6	1.0	2.3
SE	NO		N6945012D0042	Ensafe Inc.				3/30/2012	4/9/2012	10			0.7	0.9	0.0	
SE	NO		N6945012D0043	Onedia Total				3/30/2012	4/9/2012	10			0.0	0.2	0.0	
SE	NO	EMAC FL Only (1 of 5 firms - \$30M max)	N6945012D0044	VEETech,PC	FP	SB	MAC	3/30/2012	4/9/2012	10	5	30.0	0.1	0.0	0.0	27.7
SE	NO		N6945012D0045	Kemron				3/30/2012	4/9/2012	10			0.0	0.4	0.0	
SE	NO		N6945012D0046	J2 Engineering, Inc.				3/30/2012	4/9/2012	10			0.0	0.0	0.0	
SE	NO		N6945014D0018	Kemron				1/22/2014	1/23/2014	1			0.7	0.0	0.0	
SE	NO		N6945014D0019	North Wind				1/22/2014	1/23/2014	1			0.2	0.0	0.0	
SE	NO	EMAC Region 4 & 6 excl TX (1 of 6 firms-\$25M max)	N6945014D0020	Soverign	FP	SB	MAC	1/22/2014	1/23/2014	1	3	25.0	0.4	0.0	0.0	23.7
SE	NO		N6945014D0021	Zapata				1/22/2014	1/23/2014	1			0.0	0.0	0.0	
SE	NO		N6945014D0022	Bhate				1/22/2014	1/23/2014	1			0.0	0.0	0.0	
SE	NO		N6945014D0023	PPM				1/22/2014	1/23/2014	1			0.0	0.0	0.0	
SE	YES	IDIQ Air	N6945017D0105	Discovery Joint Venture	FP	SB	Single	1/30/2017	1/25/2017	-5	5	5.0	0.0	1.6	1.5	1.9
SE	NO	ETS Operational Range Clearance & R3	N6945016D0115	SRS	FP	SB	Single	9/30/2016	9/30/2016	0	5	4.0	2.1	1.8	0.1	0.0
SE	NO	ETS Remedial Actions SE AOR	N6945018D0100	Aerostar	FP	SB	Single	10/31/2017	12/5/2017	35	5	4.0	0.0	0.0	0.6	3.4
SE	NO	ORC & R3	N6945018D0102	SRS, LLC	FP	SB	Single	3/31/2018	5/22/2018	52	5	4.0	0.0	0.0	0.5	3.5
SE	NO	Cultural Resources	N6945018D0114	Environmental Research Group	FP	SB	Single	2/1/2018	3/27/2018	54	5	4.0	0.0	0.0	0.1	3.9
NW	YES	INDEFINITE DELIVERY/INDEFINITE QUANTITY ARCHITECT-ENGINEER CONTRACT FOR ENVIRONMENTAL RESTORATION PROJECTS	N4425514D9013	Battelle Memorial Institute	FP	UB	Single	Unknown	5/28/2014	NA	5	30.0	5.2	4.4	1.9	18.5
NW	NO	LTM O&M Environmental Services	N4425514D9011	Sealaska Environmental Services, LLC	FP	SB	Single	Unknown	2/12/2014	NA	5	30.0	10.6	4.2	3.2	12.0
NW	NO	Environmental Lab Sampling Services	N4425515D0002	Kane Environmental Inc	FP	SB	Single	Unknown	12/2/2014	NA	5	5.0	0.1	0.1	0.0	4.8
SW	YES	CERCLA/RCA/UST	N6247318D0202	Trevet Bay West JV	FP	SB	Single	4/30/2018	4/10/2018	-20	5	75.0	2.1	2.1	72.9	
SW	YES	Admin Record Services	N6247318C0201	North Wind Site Svcs LLC	FP	SB	Single	1/16/2018	1/1/2018	-15	3	3.4	2.0	2.0	3.4	
SW	NO	RADMAC II	N6247315D0811	Gilbane, CB&I, AECOM, Tetra Tech EC, AMEC, ECC Insight	FP	UB	MAC	3/14/2017	3/14/2017	0	5	240.0			89.0	151.0
SW	YES	Laboratory Services	N6247317D0013	APTIM Federal Svcs LLC	FP	UB	Single	10/1/2017	8/25/2017	-37	5	49.0		4.7	1.1	43.2
SW	YES	Industrial / Oily / HW (formerly "Environmental Services")	N6247317C0001	Noreas Env Services	FP	SB	Single	3/30/2017	4/1/2017	2	5	38.0			0.1	37.9
SW	YES	Spill Contingency BPA	N6247317A002	Advanced Chemical Transport	FP	SB	Single	11/30/2015	11/22/2016	358	5	N/A			0.0	
SW	YES	Spill Contingency BPA	N6247317A003	G2RJ Inc. DBA Trevet	FP	SB	Single	11/30/2015	11/22/2016	358	5	N/A			0.0	
SW	YES	Spill Contingency BPA	N6247317A004	Black Gold Industries	FP	SB	Single	11/30/2015	11/22/2016	358	5	N/A			0.0	
SW	YES	NR Habitat MAC	N6247314D4807	IO EV and Infrastructure, Patriot JV	FP	SB	MAC	8/28/2015	8/18/2016	356	5	40.0	0.7	5.7	0.0	33.6
SW	YES	Curation Support	N6247315D0806	San Diego Archeological Center	FP	UB	Single	12/16/2014	12/16/2014	0	5	1.0	0.2	0.2	0.1	0.5
SW	NO	Cultural Resources MAC	N6247314D1411	Statistical Research, Far Western, Ultrasytems, ASM, Tierra	FP	UB	MAC	2/12/2014	2/12/2014	0	5	50.0	13.7	4.4	0.6	31.3
SW	YES	Stormwater	N6247314D1418	KMEA Mactech	FP	SB	Single	6/30/2014	6/18/2014	-12	5	30.0	15.4	6.7	0.6	7.3
SW	YES	Multimedia EV Compliance	N6247316D2405	Multimedia Env Compliance	FP	SB	Single	6/23/2016	6/23/2016	0	5	95.0	5.1	18.2	8.1	63.6
SW	NO	RAC-VI	N6247313D4808	TIECI	CP	UB	Single	6/13/2013	6/13/2013	0	5	100.0	77.0	8.9	5.8	8.3

ENCLOSURE A.1 - NAVFAC EVBL EXISTING CONTRACTS

FEC	A/E? (YES/NO)	CONTRACT TITLE	CONTRACT NUMBER	CONTRACTOR NAME	CP, FP, or BOTH	SB or UB	SINGLE or MAC	PLANNED AWARD DATE	ACTUAL AWARD DATE	Δ (Act - Planned) Days	CONTRACT DURATION (Yrs)	TOTAL CAPACITY (\$M)	FY16 OBLIGATED (\$M)	FY17 OBLIGATED (\$M)	FY18 PROJECTED OBLIGATED (\$M)	REMAINING CAPACITY (\$M)
SW	YES	CERCLA/RCRA/UST	N6247314D1405	Brady GCE II	FP	SB	Single	4/30/2014	4/30/2014	0	5	20.0	7.6	5.5	2.3	4.6
SW	NO	Range Sustain MAC	N6247315D0813	TIKIGAQ, ERRG, USA Env, BERS-Weston, Bering Ecotech, GSI-K	FP	SB	MAC	5/19/2016	5/19/2016	0	5	95.0	5.2	5.7	8.4	75.7
SW	NO	NR IDIQ MAC	N6247314D1403	GeomorphIS, GSRC, Hercules, Vernadero	FP	SB	MAC	8/6/2014	8/6/2014	0	5	50.0	13.3	5.9	1.1	29.7
SW	NO	NR Marine MAC	N6247316D0807	Merkel, Tierra Data	FP	SB	MAC	9/17/2015	12/14/2015	88	5	10.0	0.8	0.3	0.1	8.8
SW	NO	Exotic Plant MAC	N6247314D1402	Agri-chemical, Gulf South, Nature's Image	FP	SB	MAC	11/3/2014	11/3/2014	0	5	20.0	10.0	3.4	0.5	6.1
SW	YES	NEPA-Infrastructure	N6247314D1401	Helix - HON JV	FP	SB	Single	2/5/2014	2/5/2014	0	5	30.0	2.5	0.7	0.2	26.6
SW	YES	NEPA In H2O, Coastal	N6247316D2401	Mantech AECOM	FP	SB	Single	2/18/2016	2/10/2016	-8	5	30.0	0.9	0.4	0.2	28.5
SW	YES	NEPA-Inland Desert	N6247314D1404	Potomac Hudson	FP	SB	Single	5/28/2014	4/9/2014	-49	5	30.0	1.4	0.0	(0.8)	29.4
EUR	NO	Recycle Waste Oil CLDJ	N331911D0817	Enviro Waste Solutions	FP	SB	Single	Currently Bridged; working under last Opt Yr until end of contract	10/1/2013	NA	3	0.5	0.1	0.1	0.1	0.2
EUR	NO	Installation EV Technician (Seaport-E), CLDJH	N331911F3001	Michael-Bruno, LLC	FP	SB	Single	8/1/2017	8/1/2017	0	3	1.0	0.3	0.3	0.3	0.8
EUR	NO	LABORATORY ANALYTICAL, BAHRAIN	N3319115D1425	LONESTAR	FP	UB	Single	Unknown	8/1/2015	NA	5	2.7	0.3	0.3	0.3	1.8
EUR	NO	INCINERATION DISPOSAL BAHRAIN	N3319118D0605	BWTC	FP	UB	Single	Unknown	3/6/2018	NA	5	1.3	0.0	0.0	0.0	1.2
EUR	NO	Various types of environmental testing throughout Italy	N3319114D1022	BONASSISALAB SRL	FP	SB	Single	Unknown	2/26/2014	NA	5	1.1	0.0	0.0	0.0	1.0
EUR	NO	Environmental Services Final Governing Standards	N3319114D1009	CH2M HILL, INC.	FP	UB	Single	Unknown	7/15/2014	NA	5	2.3	0.7	0.4	0.0	1.2
EUR	NO	Installation EV Technician (Seaport-E), Romania	N0017816D5912	B3 Globalcon	FP	SB	Single	Unknown	8/1/2017	NA	3	0.5	0.2	0.2	0.2	0.1
PAC	YES	NEPA UB	N6274218D1802	Cardno GS - AECOM JV	FP	UB	Single	NA	4/27/2018	NA	5	65.0	n/a	n/a	0.0	65.0
FAR EAST	NO	FE MASC	N4008416R0040	Oyo Corp., HIES Inc, Env Sci Corp	FP	SB	MAC	NA	9/23/2017	NA	5	12.0	n/a	n/a	1.2	10.8
PAC	YES	CLEAN V	N6274217D1800	AECOM	CP	UB	Single	NA	8/30/2017	NA	5	95.0	n/a	n/a	35.0	60.0
PAC	YES	NEPA SB	N6274217D1804	Helber, Hastert, and Fee	FP	SB	Single	NA	9/15/2017	NA	5	20.0	n/a	n/a	0.3	19.7
PAC	YES	EC - EV12a	N6274217D1802	Element Environ LLC	FP	SB	Single	NA	9/6/2017	NA	5	40.0	n/a	n/a	2.3	37.7
PAC	NO	WW MRRSRE MAC	N6274216R1800	Bering Sea-Ecotech, BERS-Weston, ERRG, USA Env	BOTH	SB	MAC	NA	8/17/2017	NA	5	235.0	n/a	0.0	0.4	234.5
PAC	NO	FRAC MAC	N6274215R1806	Cape Env, EATC JV, EERG Inc, Insight-ESI JV	FP	SB	MAC	NA	7/29/2016	NA	5	40.0	0.3	2.0	1.9	35.8
PAC	NO	SB RAC IV	N6274216D1807	Cape Env	CP	SB	Single	NA	7/20/2016	NA	5	95.0	n/a	2.5	3.3	89.2
PAC	YES	EC - EV11	N6274216D1800	Engineering Concepts Inc	FP	SB	Single	NA	3/25/2016	NA	5	20.0	1.5	2.1	1.2	15.2
PAC	NO	CR MAC	N6274214R1888	Cardno GS Inc, Garcia and Assoc, International Archeology, PCSI Inc	FP	SB	MAC	NA	9/23/2015	NA	5	40.0	2.2	2.8	0.6	34.4
FAR EAST	NO	FE Env Testing	N4008415D0061	SGS Japan Inc	FP	UB	Single	NA	6/29/2015	NA	5	14.4	0.3	0.2	0.2	13.7
PAC	NO	NR MAC	N6274215R1804	Cardno GS Inc, HDR Environ Ops & Con, SundanceEA Assoc JV, Sustainable Res Grp, AWCA Inc	FP	SB	MAC	NA	6/16/2015	NA	5	40.0	0.8	0.8	5.9	32.5
PAC	YES	EC - EV12	N6274214D1884	Element Environ LLC	FP	SB	Single	NA	9/12/2014	NA	5	25.5	13.6	6.6	1.3	4.0
PAC	YES	TAP West 2	N6274214D1863	Mantech SRS Tech	FP	UB	Single	NA	10/29/2013	NA	7	85.0	37.4	10.0	2.0	35.6
PAC	YES	CLEAN IV	N6274212D1829	AECOM	CP	UB	Single	NA	9/27/2012	NA	5	98.5	67.6	22.4	7.4	1.1
PAC	NO	SB RAC III	N6274211D1804	Cape Env	CP	SB	Single	NA	2/3/2010	NA	5	72.5	68.7	0.5	0.0	3.3
EXWC	NO	ESAT	N6258311D0515	Battelle	CP	UB	Single	06/30/11	06/08/11	-22	5	87.5	85.1	2.3	0.1	0.0
EXWC	NO	BAA-Demo of PAM Glider and Profiler Float	N3943014C1434	Oregon State Univ.	CP	SB	Single	04/04/14	04/22/14	18	5	0.89	0.8	0.09	1.0	0.0
EXWC	NO	BAA-RAP for Navy Operational Use	N3943014C1437	ean Acoustical Services & Instrumentation S	CP	SB	Single	03/31/14	03/27/14	-4	4	1.5	1.2	0.2	0.07	0.0
EXWC	NO	SAP - State Legislative & Regulatory Monitoring	N3943014P1469	State Scape Inc.	FP	SB	Single	09/26/14	09/26/14	0	5	0.9	0.3	0.2	0.2	0.0
EXWC	NO	BAA-Standardization of AEP audiometry methods	N3943015C1667	National MM Foundation	FP	UB	Single	07/24/15	05/22/15	-63	3	0.33	0.2	0.1	0.04	0.0
EXWC	NO	BAA-TTS in Harbor Porpoises	N3943015C1686	SEAMARCO B.V.	FP	SB	Single	09/30/15	09/30/15	0	3	0.55	0.2	0.3	0.11	0.0
EXWC	NO	BAA-Blue & Fin Whale Density Estimation	N3943015C1692	UCSD	FP	SB	Single	08/01/15	08/10/15	9	5	0.58	0.0	0.3	0.3	0.0
EXWC	NO	BAA-Acoustic Metadata Management for Navy Fl	N3943015C1712	SDSU Foundation	FP	UB	Single	08/28/15	09/01/15	4	5	0.53	0.2	0.0	0.12	0.2
EXWC	NO	BAA-Density Estimation for Cetaceans	N3943015C1725	Univ. of St. Andrews	FP	SB	Single	09/25/15	09/24/15	-1	4	0.37	0.0	0.1	0.09	0.2
EXWC	NO	EMS Web Maintenance & Enhancement Support	N3943015D1854	Data Research Group Corp.	FP	SB	Single	09/01/15	09/30/15	29	5	2.5	0.6	0.4	0.16	1.4
EXWC	NO	Eastern Region 8(a) Environmental Services	N3943015D1857	SCS II A JV	FP	SB	Single	09/30/15	09/19/15	-11	5	4	0.3	0.0	0	3.7
EXWC	NO	SAP-Improved Risk Reduction at Legacy sites	N3943015P1647	ADANTA, Inc.	FP	SB	Single	06/01/15	06/03/15	2	3	0.15	0.1	0.0	0	0.1
EXWC	NO	SAP-Innovative Techs & Methods for Improved R	N3943015P1671	GSI	FP	SB	Single	06/01/15	06/04/15	3	3	0.19	0.1	0.0	0	0.1
EXWC	NO	BAA-Application of an In-Situ PCB Removal Tech	N3943016C1841	Anchor QEA	FP	SB	Single	06/30/16	07/11/16	11	3	0.27	0.2	0.0	0	0.1
EXWC	NO	SOCAL-BRS: Final Field Effort and Completion o	N3943016C1853	Cascadia Research Collective	FP	SB	Single	09/30/16	09/27/16	-3	3	1.16	0.4	0.7	0	0.1
EXWC	NO	BAA-Characterization of the Nature and Extent of	N3943016C1859	GSI	FP	SB	Single	09/30/16	09/29/16	-1	2	0.62	0.2	0.2	0.035	0.2
EXWC	NO	BAA-Characterization of the Nature and Extent of	N3943016C1860	Oregon State Univ.	FP	SB	Single	09/30/16	09/28/16	-2	3	0.18	0.1	0.1	0	0.0
EXWC	NO	BAA-Characterization of the Nature and Extent of	N3943016C1861	Colorado School of Mines	FP	SB	Single	09/30/16	09/28/16	-2	3	0.17	0.1	0.1	0	0.0
EXWC	NO	High Fidelity Acoustic and Fine-Scale Movement	N3943016C1863	Univ. of Michigan	FP	SB	Single	09/30/16	09/30/16	0	3	0.25	0.0	0.2	0	0.0
EXWC	NO	Effects of Underwater Explosions on Fish	N3943016C1865	Univ. of Washington	FP	SB	Single	09/30/16	09/26/16	-4	5	0.44	0.0	0.1	0.1	0.3
EXWC	NO	Hearing and Estimated Noise Impacts in Three S	N3943016C1869	Woods Hole	FP	UB	Single	09/30/16	09/12/16	-18	5	0.64	0.0	0.1	0.14	0.4
EXWC	NO	Cuvier's Beaked Whale and Fin Whale Behavior	N3943016C1870	Marine Ecology & Telemetry Research	FP	UB	Single	09/30/16	09/08/16	-22	5	1.3	0.0	0.2	0.32	0.8

ENCLOSURE A.1 - NAVFAC EVBL EXISTING CONTRACTS

FEC	A/E? (YES/NO)	CONTRACT TITLE	CONTRACT NUMBER	CONTRACTOR NAME	CP, FP, or BOTH	SB or UB	SINGLE or MAC	PLANNED AWARD DATE	ACTUAL AWARD DATE	Δ (Act - Planned) Days	CONTRACT DURATION (Yrs)	TOTAL CAPACITY (\$M)	FY16 OBLIGATED (\$M)	FY17 OBLIGATED (\$M)	FY18 PROJECTED OBLIGATED (\$M)	REMAINING CAPACITY (\$M)
EXWC	NO	ESTS Contract	N3943016D1802	Battelle	CP	UB	Single	06/07/16	06/03/16	-4	5	99.5	8.6	21.5	16.3	53.1
EXWC	NO	Western Region 8(a) Environmental Services Co	N3943016D1818	OTIE	FP	SB	Single	04/14/16	04/14/16	0	5	4	1.3	2.6	0.01	0.1
EXWC	NO	SAP: Post Remediation Performance at a Petrole	N3943016P1807	Nationwide Env. Services	FP	SB	Single	12/11/15	12/09/15	-2	3	0.05	0.1	0.0	0	0.0
EXWC	NO	BAA-Extended Duration Acoustic Tagging of Righ	N3943016P1849	Syracuse University	FP	SB	Single	09/30/16	08/10/16	-51	4	0.11	0.1	0.0	0.04	0.0
EXWC	NO	LMR Effects of UW Explosions on Fish	N3943017C1907	Environmental BioAcoustics	FP	SB	Single	01/09/17	01/17/17	8	4	0.2	0.0	0.0	0.07	0.1
EXWC	NO	BAA-Stable-Isotope Labeled Tracers, an Innovati	N3943017C1931	UCONN	FP	SB	Single	05/05/17	05/04/17	-1	3	0.27	0.1	0.13	0.1	0.1
EXWC	NO	Behavioral Responses of Sperm Whales to Nava	N3943017C1935	Nederlandse Organisatie Voor Toegepast	FP	UB	Single	06/01/17	05/30/17	-2	3	1.29	0.4	0.27	0.6	0.6
EXWC	NO	BAA-Evaluation of a Novel Multiple Primary Subs	N3943017C1941	Aptim	FP	UB	Single	08/18/17	08/16/17	-2	3	1.37	0.3	0.31	0.8	0.8
EXWC	NO	Program Management and Outreach Support for	N3943017C1960	Bruce McCaffrey	FP	SB	Single	09/30/17	08/17/17	-44	3	0.34	0.1	0.1	0.1	0.1
EXWC	NO	BAA-ESTCP ER-201732 MI-PET	N3943017C1969	Rutgers University	FP	SB	Single	09/30/17	09/28/17	-2	3	0.33	0.1	0.1	0.2	0.2
EXWC	NO	Hybrid Low Impact Dev/BMP for ISWR	N3943017C1970	Whitson Contracting & Management, INC	FP	SB	Single	09/30/17	09/29/17	-1	3	0.26	0.3	0	0.0	0.0
EXWC	NO	Sewer Gas Elimination Technology	N3943017C1971	H2S Control Systems	FP	SB	Single	09/30/17	09/07/17	-23	2	0.34	0.1	0.12	0.2	0.2
EXWC	NO	BAA-PFAS Treatment Activated Persulfate-labora	N3943017C1972	Geosyntec	FP	UB	Single	09/30/17	09/29/17	-1	1	0.25	0.2	0	0.1	0.1
EXWC	NO	BAA-In Situ Treatment of 1,4-Dioxane using Enha	N3943017C1976	GSI	FP	SB	Single	09/28/17	09/15/17	-13	2	0.24	0.1	0.13	0.1	0.1
EXWC	NO	BAA-LMR DENMOD	N3943017C1982	University of St. Andrews	FP	SB	Single	09/29/17	09/26/17	-3	4	1.04	0.1	0.13	0.9	0.9
EXWC	NO	Measuring Range to Effect through Small Source	N3943017C1985	ation for Marine Ecology and Telemetry Res	FP	SB	Single	09/29/17	09/07/17	-22	4	0.45	0.0	0.13	0.3	0.3
EXWC	NO	BAA-Development of a Quantitative Framework f	N3943017C1997	GSI	FP	SB	Single	10/13/17	09/28/17	-15	3	0.72	0.1	0.28	0.3	0.3
EXWC	NO	Oil Spill Response Training	N3943017D1912	LRS GRYPHON	FP	SB	Single	06/02/17	06/22/17	81	5	5	0.0	0.6	4.4	4.4
EXWC	NO	Standards on Towed Passive Acoustic Systems	N3943017P1911	UC San Diego	FP	SB	Single	12/09/16	12/22/16	13	3	0.08	0.0	0.04	0.0	0.0
EXWC	NO	Stable Isotop Labeled Tracers - Validate Natural A	N3943017P1932	GSI	FP	SB	Single	04/27/17	04/25/17	-2	2	0.02	0.0	0	0.0	0.0
EXWC	NO	Characterization of the Nature and Extent of PFA	N3943017P1936	University of Notre Dame	FP	SB	Single	06/01/17	05/15/17	-17	2	0.08	0.1	0.03	0.0	0.0
EXWC	NO	BAA-In Situ Treatment of 1,4-Dioxane using Enha	N3943017P1975	Sentinel Environmental	FP	SB	Single	09/28/17	09/18/17	-10	2	0.1	0.0	0.02	0.1	0.1
EXWC	NO	A Blainville's Beaked Whale Behavioral Risk Fund	N3943017P1983	University of St. Andrews	FP	SB	Single	09/29/17	08/30/17	-30	3	0.1	0.1	0.1	0.0	0.0
EXWC	NO	TTs in harbor seals due to fatiguing noise of seve	N3943018C2041	SEAMARCO B.V.	FP	SB	Single	05/22/18	06/04/18	13	3	0.6	0.2	0.4	0.4	0.4
EXWC	NO	Multi-spaced measurement of UW fields from exp	N3943018C2075	University of Washington	FP	UB	Single	09/07/18	8/10/2018	-28	3	0.75	0.0	0.22	0.5	0.5
EXWC	NO	Optimization of Remedies at the Navy's complex	N3943018C2077	GSI	FP	SB	Single	09/30/18	TBD	NA	1	1.2	0.0	1.2	0.0	0.0
EXWC	NO	Attenuation and Treatment Potential of PFAS Plus	N3943018C2076	GSI	CP	SB	Single	09/30/18	TBD	NA	1	1.57	0.0	1.57	0.0	0.0
EXWC	NO	NESDI 554 - Addressing Temporal Variability in I	N3943018C2043	CH2M	FP	UB	Single	07/31/18	8/10/2018	10	3	0.4	0.0	0.12	0.3	0.3
EXWC	NO	Analytical methods to support the development of	N3943018C2080	University of St. Andrews	FP	UB	Single	09/07/18	9/4/2018	-3	3	0.22	0.0	0.1	0.1	0.1
EXWC	NO	Development of a Decision Support Tool for Vadd	N3943018P2079	Nationwide Env. Services	FP	SB	Single	09/28/18	TBD	NA	2	0.2	0.0	0.05	0.2	0.2
EXWC	NO	Effects of sound on Marine Mammals (ESOMM)	N3943018P2057	nds Organisation for Applied Scientific Resea	FP	UB	Single	07/31/18	8/2/2018	2	4	0.02	0.0	0.02	0.0	0.0

ENCLOSURE A.2 - PROPOSED EVBL CONTRACTS

FEC	A/E? (YES/NO)	Internal HQ Tracking ID*	CONTRACT TITLE	CP, FP, or BOTH	SB or UB	SINGLE or MAC	CONTRACT DURATION (Yrs)	TOTAL CAPACITY (\$M)	FEDBIZ DATE	AWARD DATE
LANT	YES	L-010	CLEAN	CP	UB	Single	5	240	FY18 Q4	FY20 Q1
SW	NO	SW-01	RADMAC III	FP	UB	MAC	5	240	FY18 Q4	FY19 Q2
SW	NO	SW-02	RAC-VII / MARAC	Cost	UB	MAC	5	240	FY18 Q4	FY19 Q3
SW	NO	SW-04	SB EMAC	FP	SB	MAC	5	240	FY18 Q4	FY19 Q1
LANT	YES	L-011	CLEAN	CP	UB	Single	5	200	FY20 Q4	FY21 Q4
PAC	YES	P-001	CLEAN New	CP	UB	Single	5	150	FY19 Q2	FY20 Q2
EXWC	NO	EX-05	EV Technical Support Contract(ESTS Replace)	CP	UB	Single	5	100	FY20 Q1	FY21 Q2
LANT	NO	L-008	SB RAC	CP	SB	Single	5	95	FY18 Q4	FY18 Q2
LANT	NO	L-009	Munitions Response - Vieques	CP	SB	Single	5	95	FY19 Q2	FY21 Q1
SW	NO	SW-05	8(a) EMAC	FP	SB	MAC	5	95	FY18 Q4	FY19 Q1
PAC	NO	P-005	SB RAC New	CP	SB	Single	5	95	FY20 Q3	FY21 Q3
PAC	NO	P-004	FRAC MAC	FP	SB	MAC	5	85	FY20 Q3	FY21 Q3
LANT	YES	L-002	Multimedia	FP	UB	Single	5	75	FY18 Q3	FY20 Q1
LANT	YES	L-004	Multimedia	FP	UB	Single	5	75	FY19 Q1	FY21 Q1
LANT	NO	L-014	Marine Species Monitoring and Related Services	FP	UB	Single	5	75	FY19 Q4	FY20 Q2
LANT	YES	L-003	Water	FP	UB	Single	5	60	FY18 Q3	FY20 Q1
LANT	YES	L-001	Air Compliance	FP	SB	Single	5	50	FY17 Q4	FY18 Q4
LANT	YES	L-005	NEPA Operations	FP	UB	Single	5	50	FY18 Q3	FY19 Q2
ML	NO	M-013	RAOMAC Services North AOR	FP	SB	MAC	5	50	FY21 Q1	FY21 Q3
SW	YES	SW-11	Habitat Enhancement - Exotic Plant	FP	SB	Single	5	50	FY18 Q3	FY19 Q3
LANT	YES	L-007	NEPA Homeporting	FP	UB	Single	5	40	FY19 Q4	FY21 Q2
ML	NO	M-012	EMAC Remediation Services North AOR	FP	SB	MAC	5	40	FY20 Q1	FY20 Q3
SW	NO	SW-10	NR MAC	FP	SB	MAC	5	40	FY18 Q4	FY19 Q2
SW	YES	SW-12	NR - Desert Tortoise	FP	SB	Single	5	40	FY18 Q4	FY19 Q4
NW	NO	N-001	LTM O&M Environmental Services	FP	SB	Single	5	40	FY18 Q3	FY19 Q2
PAC	NO	P-002	CR MAC New	FP	SB	MAC	5	40	FY19 Q4	FY20 Q4
PAC	NO	P-003	NR MAC New	FP	SB	MAC	5	40	FY19 Q4	FY20 Q4
LANT	YES	L-006	NEPA Homebasing	FP	UB	Single	5	30	FY19 Q1	FY20 Q3
LANT	YES	L-013	Cultural Resources Multiple Award Contract	FP	SB	MAC	5	30	FY19 Q1	FY19 Q2
SE	NO	SE-15	EMAC	FP	SB	MAC	5	30		FY19Q2
WASH	NO	W-002	Indefinite Delivery, Indefinite Quantity, Award for Environmental Planning and Conservation Services (8a)	FP	SB	Single	5	30	FY19 Q2	FY20 Q4
SW	YES	SW-07	RAD - SONGS	FP	UB	Single	5	30	FY19 Q4	FY20 Q3
SW	YES	SW-08	Stormwater	FP	SB	Single	5	30	FY19 Q1	FY19 Q3
SW	YES	SW-14	CR MAC	FP	SB	Single	5	30	FY18 Q4	FY19 Q1

ENCLOSURE A.2 - PROPOSED EVBL CONTRACTS

FEC	A/E? (YES/NO)	Internal HQ Tracking ID*	CONTRACT TITLE	CP, FP, or BOTH	SB or UB	SINGLE or MAC	CONTRACT DURATION (Yrs)	TOTAL CAPACITY (\$M)	FEDBIZ DATE	AWARD DATE
SW	YES	SW-15	NEPA SW 01	FP	SB	Single	5	30	FY19 Q1	FY19 Q3
SW	YES	SW-16	NEPA SW 02	FP	SB	Single	5	30	FY20 Q1	FY20 Q3
NW	YES	N-002	Indefinite Delivery/Indefinite Quantity Architect-Engineer Contract for Environmental Restoration Projects	FP	SB	Single	5	30	FY18 Q4	FY19 Q3
LANT	NO	L-015	Coastal Resilience/Mission Sustainment	FP	SB	Single	5	22	FY18 Q3	FY18 Q4
WASH	NO	W-003	Indefinite Delivery, Indefinite Quantity, Water Compliance Services	FP	SB	Single	5	20	FY19 Q1	FY19 Q4
WASH	NO	W-004	Indefinite Delivery, Indefinite Quantity, Air, Hazardous Waste, Tank Compliance Services	FP	SB	Single	5	20	FY19 Q3	FY21 Q1
WASH	NO	W-005	EV MAC	FP	SB	MAC	5	20	FY19 Q4	FY20 Q4
SW	YES	SW-03	CERCLA/RCRA	FP	SB	Single	5	20	FY19 Q4	FY22 Q3
PAC	YES	P-006	EC - EV11 New	FP	SB	Single	5	20	FY20 Q3	FY21 Q3
ML	NO	M-017	MARFORRES Hazardous Waste Services Contract	FP	UB	Single	5	18	FY18 Q4	FY19 Q2
SE	YES	SE-02	IDIQ Water/Wastewater	FP	SB	Single	5	10	N/A	FY19Q3
SE	YES	SE-11	IDIQ Hazardous Waste Management	FP	SB	Single	5	10	FY17 Q4	FY18 Q4
SE	YES	SE-12	IDIQ Hazardous Waste Management	FP	SB	Single	5	10	FY17 Q4	FY18 Q4
SW	YES	SW-09	8(a) Potable Water	FP	SB	Single	5	10	FY20 Q1	FY20 Q3
EXWC	NO	EX-02	EPR Web Portal	FP	SB	Single	5	10	FY18 Q4	FY19 Q4
EXWC	NO	EX-04	EV Specialized Technical Services	CP	SB	Single	5	10		FY19 Q3
SE	YES	SE-01	IDIQ Spill Prevention	FP	SB	Single	5	5	N/A	FY19Q3
NW	NO	N-003	Environmental Lab Sampling Services	FP	SB	Single	5	5	FY19 Q3	FY19 Q4
LANT	YES	L-012	Ohio Valley Archaeology, Inc. 8(a) Cultural Resources Contract	FP	SB	Single	5	4	FY17 Q4	FY18 Q4
LANT	NO	L-016	EV Multi-Media Natural Resources Compliance	FP	SB	Single	5	4	FY18 Q3	FY18 Q4
LANT	NO	L-017	Habitat Restoration/Training Land Reclamation	FP	SB	Single	5	4	FY18 Q3	FY18 Q4
ML	NO	M-001	IDIQ Contract to provide a full range of Environmental Studies, Environmental Remediation and other Environmental Support Services at various Naval and Marine Corps installations in the NAVFAC Mid-Atlantic	FP	SB	Single	5	4	FY18 Q4	FY19 Q1
ML	YES	M-002	IDIQ for Environmental Compliance Services, Multi-media	FP	SB	Single	5	4	FY19 Q2	FY20 Q1
ML	NO	M-003	IDIQ Contract for Management and Performance of Environmental Activities in Support of the UST/POL Program for Hampton Roads, VA	FP	SB	Single	5	4	FY19 Q2	FY20 Q2
ML	NO	M-004	IDIQ for EV Services and Training, primarily for sites in the Midlant AOR, primarily in the MC and HR IPT AORs	FP	SB	Single	5	4	FY18 Q4	FY18 Q4
ML	NO	M-005	IDIQ contract for EV services at sites in the Marine Corps IPT Area of Responsibility (AOR), primarily MCLB Albany	FP	SB	Single	5	4	FY18 Q4	FY18 Q4
ML	NO	M-006	IDIQ contract for UXO services on Marine Corps bases in North Carolina, South Carolina, and Georgia	FP	SB	Single	5	4	FY18Q4	FY18Q4
ML	NO	M-007	IDIQ contract for CERCLA Investigations at sites in the Marine Corps IPT Area of Responsibility (AOR), primarily MCB Camp Lejeune	FP	SB	Single	5	4	FY18 Q4	FY19 Q1

ENCLOSURE A.2 - PROPOSED EVBL CONTRACTS

FEC	A/E? (YES/NO)	Internal HQ Tracking ID*	CONTRACT TITLE	CP, FP, or BOTH	SB or UB	SINGLE or MAC	CONTRACT DURATION (Yrs)	TOTAL CAPACITY (\$M)	FEDBIZ DATE	AWARD DATE
ML	NO	M-008	IDIQ Contract for Management and Execution of Underground Storage Tank (UST) and Petroleum, Oil, and Lubricants (POL) Operation and Maintenance Actions for U.S. Marine Corps Base Camp Lejeune	FP	SB	Single	5	4	FY18 Q3	FY18 Q3
ML	NO	M-009	IDIQ Contract for Management and Performance of Environmental Activities in Support of the UST/POL Program, Activity Funded Projects, and other Environmental Projects for Marine Corps Installations, East AOR	FP	SB	Single	5	4	FY18 Q4	FY18 Q4
ML	NO	M-010	IDIQ Contract for Support for the UST/POL Program and Other Environmental Projects for Marine Corps Installations, East AOR	FP	SB	Single	5	4	FY19 Q3	FY19 Q4
ML	NO	M-011	Operation & Maintenance of Groundwater Treatment Facilities	FP	SB	Single	5	4	FY19 Q2	FY19 Q3
ML	NO	M-014	Remediation Services and Corrective Action at Petroleum, Oil, and Lubricant (POL) Sites for U.S. Navy and U.S. Marine Corps Installations in NAVFAC MIDLANT's AOR	FP	SB	Single	5	4	FY19 Q3	FY19 Q4
ML	NO	M-015	Remediation Services and Corrective Action For U.S. Navy and U.S. Marine Corps Installations in the NAVFAC MIDLANT AOR	FP	SB	Single	5	4	FY19 Q2	FY19 Q3
ML	NO	M-016	Environmental Remediation Svcs 8(a) IDIQ for projects located in the MIDLANT AOR primarily in Hampton Roads and Coastal NC	FP	SB	Single	5	4	FY19 Q1	FY19 Q2
ML	NO	M-019	Remediation Services and Corrective Action at Petroleum, Oil, and Lubricant (POL) Sites for U.S. Navy and U.S. Marine Corps Installations in NAVFAC MIDLANT's AOR	FP	SB	Single	5	4	FY21 Q1	FY21 Q2
ML	NO	M-020	Remediation Services and Corrective Action For U.S. Navy and U.S. Marine Corps Installations in the NAVFAC MIDLANT AOR	FP	SB	Single	5	4	FY21 Q1	FY21 Q2
SE	NO	SE-03	ETS Waste Management and Small Range Support	FP	SB	Single	5	4	N/A	FY18 Q3
SE	NO	SE-04	ETS Remedial Actions	FP	SB	Single	5	4	N/A	FY20 Q1
SE	NO	SE-05	ETS Natural Resources	FP	SB	Single	5	4	N/A	FY18 Q4
SE	NO	SE-06	ETS Cultural Resources	FP	SB	Single	5	4	N/A	FY21 Q1
SE	NO	SE-07	ETS Petroleum Region 4	FP	SB	Single	5	4	N/A	FY19Q1
SE	NO	SE-08	ETS Petroleum Region 6	FP	SB	Single	5	4	N/A	FY19Q1
SE	NO	SE-09	ETS Environmental Sampling & Analysis	FP	SB	Single	5	4	N/A	FY18 Q4
SE	NO	SE-10	ETS Herbicide	FP	SB	Single	5	4	N/A	FY18 Q4
SE	NO	SE-13	ETS Natural Resources	FP	SB	Single	5	4	N/A	FY21 Q1
SE	NO	SE-14	ETS Remedial Actions	FP	SB	Single	5	4	N/A	FY21 Q1
WASH	NO	W-001	Indefinite Delivery, Indefinite Quantity, Award for Environmental Remediation Services (8a)	FP	SB	Single	5	4	N/A	FY20 Q3
WASH	NO	W-006	EV Sampling	FP	SB	Single	5	4	FY19 Q4	FY20 Q4
WASH	NO	W-007	EV Services 8(a) Sole Source	FP	SB	Single	5	4	N/A	FY18 Q4
SW	YES	SW-06	8(a) Range Sustainment	FP	SB	Single	5	4	FY19 Q1	FY19 Q2
SW	YES	SW-13	ELIN Curation	FP	UB	Single	5	3	FY19 Q3	FY20 Q1

ENCLOSURE A.2 - PROPOSED EVBL CONTRACTS

FEC	A/E? (YES/NO)	Internal HQ Tracking ID*	CONTRACT TITLE	CP, FP, or BOTH	SB or UB	SINGLE or MAC	CONTRACT DURATION (Yrs)	TOTAL CAPACITY (\$M)	FEDBIZ DATE	AWARD DATE
EUR	NO	EU-03	Laboratory Analytical, Bahrain	FP	UB	Single	5	2.7	FY19 Q4	FY20 Q4
EUR	YES	EU-06	Environmental Services Final Governing Standards	FP	UB	Single	5	2.3	FY19 Q4	FY19 Q4
ML	NO	M-018	NWIRP Bethpage, Site 1, New York American Water Maintenance for the Granulated Activated Carbon Treatment System at Seamans Neck Plant	FP		Single	5	2	FY19 Q1	FY19 Q3
EXWC	NO	EX-03	EV Technical Services	FP	SB	Single	5	2		FY19 Q3
EUR	NO	EU-04	Incineration Disposal, Bahrain	FP	UB	Single	5	1.3	Beyond FY22	Beyond FY22
EUR	NO	EU-05	Various types of environmental testing throughout Italy	FP	SB	Single	5	1.1	Beyond FY22	FY22 Q4
EUR	NO	EU-02	Installation EV Technician (Seaport-E), CLDJH	FP	SB	Single	3	1.0	FY20 Q3	FY20 Q3
EXWC	NO	EX-01	State Legislative Monitoring	FP	SB	Single	5	1	FY19 Q1	FY19 Q3
EXWC	NO	EX-09	BAA-LMR FY19 Start	FP	ACA	Single	3	0.7	FY18 Q4	FY19 Q4
EXWC	NO	EX-14	BAA-LMR FY20 Start	FP	SB	Single	3	0.7	FY19 Q4	FY20 Q4
EXWC	NO	EX-19	BAA-LMR FY21 Start	FP	ACA	Single	3	0.7	FY20 Q4	FY21 Q4
EXWC	NO	EX-06	BAA-LMR FY19 Start	FP	UB	Single	3	0.6	FY18 Q4	FY19 Q4
EXWC	NO	EX-08	BAA-LMR FY19 Start	FP	SB	Single	3	0.6	FY18 Q4	FY19 Q4
EXWC	NO	EX-11	BAA-LMR FY20 Start	FP	ACA	Single	3	0.6	FY19 Q4	FY20 Q4
EXWC	NO	EX-13	BAA-LMR FY20 Start	FP	SB	Single	3	0.6	FY19 Q4	FY20 Q4
EXWC	NO	EX-16	BAA-LMR FY21 Start	FP	SB	Single	3	0.6	FY20 Q4	FY21 Q4
EXWC	NO	EX-18	BAA-LMR FY21 Start	FP	ACA	Single	3	0.6	FY20 Q4	FY21 Q4
EXWC	NO	EX-07	BAA-LMR FY19 Start	FP	SB	Single	3	0.55	FY18 Q4	FY19 Q4
EXWC	NO	EX-10	BAA-LMR FY19 Start	FP	ACA	Single	3	0.55	FY18 Q4	FY19 Q4
EXWC	NO	EX-12	BAA-LMR FY20 Start	FP	SB	Single	3	0.55	FY19 Q4	FY20 Q4
EXWC	NO	EX-15	BAA-LMR FY20 Start	FP	UB	Single	3	0.55	FY19 Q4	FY20 Q4
EXWC	NO	EX-17	BAA-LMR FY21 Start	FP	SB	Single	3	0.55	FY20 Q4	FY21 Q4
EXWC	NO	EX-20	BAA-LMR FY21 Start	FP	UB	Single	3	0.55	FY20 Q4	FY21 Q4
EUR	NO	EU-01	Recycle Waste Oil CLDJ	FP	SB	Single	3	0.5	FY18 Q4	FY18 Q4
EUR	NO	EU-07	Installation EV Technician (Seaport-E), Romania	FP	SB	Single	3	0.5	FY20 Q3	FY20 Q3
EUR	NO	EU-08	Installation EV Technician (Seaport-E), Poland	FP	SB	Single	3	0.5	FY20 Q2	FY20 Q2
EXWC	NO	EX-30	BAA-SERDP/ESTCP FY19 Start	FP	ACA	Single	3	0.35	FY18 Q4	FY19 Q2
EXWC	NO	EX-31	BAA-SERDP/ESTCP FY19 Start	FP	SB	Single	3	0.35	FY18 Q4	FY19 Q2
EXWC	NO	EX-32	BAA-SERDP/ESTCP FY20 Start	FP	ACA	Single	3	0.35	FY19 Q4	FY20 Q2
EXWC	NO	EX-33	BAA-SERDP/ESTCP FY20 Start	FP	SB	Single	3	0.35	FY19 Q4	FY20 Q2
EXWC	NO	EX-34	BAA-SERDP/ESTCP FY21 Start	FP	ACA	Single	3	0.35	FY20 Q4	FY21 Q2
EXWC	NO	EX-35	BAA-SERDP/ESTCP FY21 Start	FP	SB	Single	3	0.35	FY20 Q4	FY21 Q2
EXWC	NO	EX-36	BAA-NESDI FY19 Start	FP	SB	Single	3	0.35	FY18 Q4	FY19 Q2
EXWC	NO	EX-37	BAA-NESDI FY19 Start	CP	UB	Single	3	0.35	FY18 Q4	FY19 Q2
EXWC	NO	EX-38	BAA-NESDI FY19 Start	FP	ACA	Single	3	0.35	FY18 Q4	FY19 Q2
EXWC	NO	EX-39	BAA-NESDI FY20 Start	FP	SB	Single	3	0.35	FY19 Q4	FY20 Q2
EXWC	NO	EX-40	BAA-NESDI FY20 Start	CP	UB	Single	3	0.35	FY19 Q4	FY20 Q2
EXWC	NO	EX-41	BAA-NESDI FY20 Start	FP	ACA	Single	3	0.35	FY19 Q4	FY20 Q2
EXWC	NO	EX-42	BAA-NESDI FY21 Start	FP	SB	Single	3	0.35	FY20 Q4	FY21 Q2
EXWC	NO	EX-43	BAA-NESDI FY21 Start	CP	UB	Single	3	0.35	FY20 Q4	FY21 Q2
EXWC	NO	EX-44	BAA-NESDI FY21 Start	FP	ACA	Single	3	0.35	FY20 Q4	FY21 Q2

ENCLOSURE A.2 - PROPOSED EVBL CONTRACTS

FEC	A/E? (YES/NO)	Internal HQ Tracking ID*	CONTRACT TITLE	CP, FP, or BOTH	SB or UB	SINGLE or MAC	CONTRACT DURATION (Yrs)	TOTAL CAPACITY (\$M)	FEDBIZ DATE	AWARD DATE
EXWC	NO	EX-45	BAA-SERDP/ESTCP FY19 Start	CP	UB	Single	3	0.35	FY18 Q4	FY19 Q2
EXWC	NO	EX-46	BAA-SERDP/ESTCP FY19 Start	CP	ACA	Single	3	0.35	FY18 Q4	FY19 Q2
EXWC	NO	EX-47	BAA-SERDP/ESTCP FY19 Start	CP	ACA	Single	3	0.35	FY18 Q4	FY19 Q2
EXWC	NO	EX-48	BAA-SERDP/ESTCP FY19 Start	CP	ACA	Single	3	0.35	FY18 Q4	FY19 Q2
EXWC	NO	EX-49	BAA-SERDP/ESTCP FY20 Start	CP	ACA	Single	3	0.35	FY19 Q4	FY20 Q2
EXWC	NO	EX-50	BAA-SERDP/ESTCP FY20 Start	CP	UB	Single	3	0.35	FY19 Q4	FY20 Q2
EXWC	NO	EX-51	BAA-SERDP/ESTCP FY20 Start	CP	UB	Single	3	0.35	FY19 Q4	FY20 Q2
EXWC	NO	EX-52	BAA-SERDP/ESTCP FY20 Start	CP	UB	Single	3	0.35	FY19 Q4	FY20 Q2
EXWC	NO	EX-53	BAA-SERDP/ESTCP FY21 Start	CP	ACA	Single	3	0.35	FY20 Q4	FY21 Q2
EXWC	NO	EX-54	BAA-SERDP/ESTCP FY21 Start	CP	UB	Single	3	0.35	FY20 Q4	FY21 Q2
EXWC	NO	EX-55	BAA-SERDP/ESTCP FY21 Start	CP	UB	Single	3	0.35	FY20 Q4	FY21 Q2
EXWC	NO	EX-56	BAA-SERDP/ESTCP FY21 Start	CP	UB	Single	3	0.35	FY20 Q4	FY21 Q2
EXWC	NO	EX-21	BAA-NESDI FY19 Start	CP	UB	Single	3	0.15	FY18 Q4	FY19 Q2
EXWC	NO	EX-22	BAA-NESDI FY19 Start	FP	SB	Single	3	0.15	FY18 Q4	FY19 Q2
EXWC	NO	EX-23	BAA-NESDI FY19 Start	FP	ACA	Single	3	0.15	FY18 Q4	FY19 Q2
EXWC	NO	EX-24	BAA-NESDI FY20 Start	FP	SB	Single	3	0.15	FY19 Q4	FY20 Q2
EXWC	NO	EX-25	BAA-NESDI FY20 Start	FP	ACA	Single	3	0.15	FY19 Q4	FY20 Q2
EXWC	NO	EX-26	BAA-NESDI FY20 Start	CP	UB	Single	3	0.15	FY19 Q4	FY20 Q2
EXWC	NO	EX-27	BAA-NESDI FY21 Start	CP	UB	Single	3	0.15	FY20 Q4	FY21 Q2
EXWC	NO	EX-28	BAA-NESDI FY21 Start	FP	SB	Single	3	0.15	FY20 Q4	FY21 Q2
EXWC	NO	EX-29	BAA-NESDI FY21 Start	FP	ACA	Single	3	0.15	FY20 Q4	FY21 Q2